

CNC workshop



Plastic injection machine



Assemblage workshop



Warehouse

ABOUT US

XHnotion pneumatic, founded in 2007, is a leading manufacturer of pneumatic components and solenoid valve in China.
We have two production bases for below products

- Air cylinder, air actuator
- Air preparation (FRL)
- Pneumatic directional valve to control air direction
- Pneumatic fittings for connecting
- Air hose - PU hose, nylon tubing, PE pipe, PVC hose, PTFE tubes
- Air gun for blowing dust
- Quick coupling for fast connecting and dis-connecting
- Solenoid valve to control fluid
- Other components, like mufflers, nozzle, kits, tire gun, water fittings, modular hose etc

This success of XHnotion Pneumatic is based on:

High class quality standard - many products get CE, ROHS, Reach certificates

Customer satisfaction - fast response to customer's requirements.

Fair price policy - check the cost carefully, and give customer the best prices as we can

Flexibility - Custom the products as customer request and accept various payment terms

PRODUCTS INDEX

1	Composite Pneumatic Fitting PAGE 01~20	
1	Brass Push fit Fitting PAGE 21~30	
1	Rapid Screw Fitting PAGE 35~44	
1	Brass Compression Fitting PAGE 35~44	
1	Brass Connector PAGE 35~44	
1	SS316L Fitting PAGE 31~34	
1	Muffler / Silencer PAGE 45~47	
2	Push button safety coupling PAGE 01~04	

2	Europe Coupling PAGE 05~11	
2	USA Quick Coupling PAGE 12~17	
2	Nitto Type Quick Coupling PAGE 18~21	
2	Air Tools Accessories PAGE 22~33	
2	Ball Valves PAGE 24~25	
3	Air Tubes PAGE 1~14	
4	Water Push-in Fitting PAGE 01~04	
4	Modular Tubing PAGE 05~06	

PNEUMATIC FITTINGS

COMPOSITE PUSH IN FITTINGS

Composite push-to-connect fittings are made from the following materials; the body is made of PBT or Nylon while the threaded sections are made of nickel plated brass. The fittings are used because they are lighter weight than a full brass fitting and more economical.



PNEUMATIC FITTINGS KITS



*Regular packing is xhnotion box or neutral white box

HOW TO ORDER

PC **06** **02**

Model Type
PC, PL - Standard plastic fittings

XPC, XPL - Brass Collar
Plastic fittings

LPC, LPL - Plastic Collar fittings

Tube Outer Diameter

O.D.	Metric Size							
Code	04	06	08	10	12	14	15	16
Diameter	4mm	6mm	8mm	10mm	12mm	14mm	15mm	16mm

O.D.	Inch Size					
Code	1/8	5/32	1/4	5/16	3/8	1/2
Diameter	1/8 inch	5/32 inch	1/4 inch	5/16 inch	3/8 inch	1/2 inch

We also provide 3mm, 5mm, 7mm, 9mm, 11mm, 13mm for some items.
If you need them, please inquiry us.

Thread Size

	Metric Thread		BSPT (R) Thread				BSPP (G) Thread			
Code	M5	M6	01	02	03	04	G01	G02	G03	G04
Dia.	M5	M6	R1/8"	R1/4"	R3/8"	R1/2"	G1/8"	G1/4"	G3/8"	G1/2"

NPT Thread						
Code	U10	N00	N01	N02	N03	N04
Dia.	10-32 UNF	NPT1/16"	NPT1/8"	NPT1/4"	NPT3/8"	NPT1/2"

☎+86 574 82823826 | Fax +86 574 82823825 | sales@xhnotion.com | Web: www.xhnotion.com

FEATURES

1. The tube can be safely rotated 360° without scratch, because the internal lock claw is rotatable.
2. Fluid type: air, gas, water.
3. Collars are made of all the plastics. It can resisit harsh environment, such as week acid, sea water.

TUV ROHS PASS

MATERIAL DIAGRAM

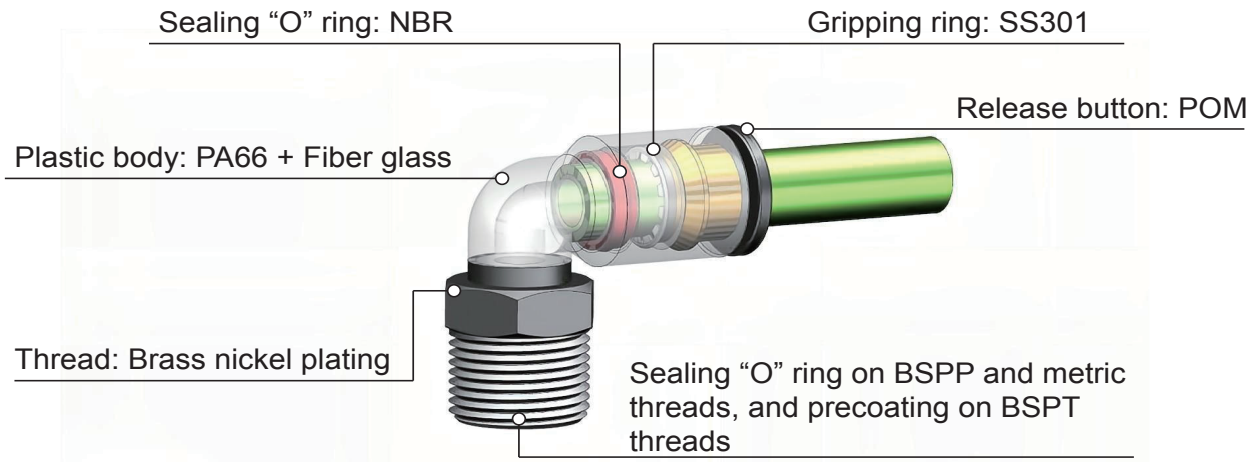

MALE STRAIGHT



Model [ΦD-T]		
Tube(Metric)-Thread(R)		
LPC 4-M5	LPC 6-03	LPC 12-01
LPC 4-M6	LPC 8-01	LPC 12-02
LPC 4-01	LPC 8-02	LPC 12-03
LPC 4-02	LPC 8-03	LPC 12-04
LPC 4-03	LPC 8-04	
LPC 6-M5	LPC 10-01	
LPC 6-M6	LPC 10-02	
LPC 6-01	LPC 10-03	
LPC 6-02	LPC 10-04	

ROUND MALE STRAIGHT

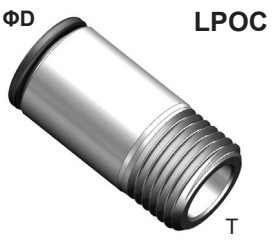

Model [ΦD-T]		
Tube(Metric)-Thread(R)		
LPOC 4-M5	LPOC 6-03	LPOC 12-01
LPOC 4-M6	LPOC 8-01	LPOC 12-02
LPOC 4-01	LPOC 8-02	LPOC 12-03
LPOC 4-02	LPOC 8-03	LPOC 12-04
LPOC 4-03	LPOC 8-04	
LPOC 6-M5	LPOC 10-01	
LPOC 6-M6	LPOC 10-02	
LPOC 6-01	LPOC 10-03	
LPOC 6-02	LPOC 10-04	

MALE STRAIGHT



Model [ΦD-T]		
Tube(Metric)-Thread(R)		
LPC 4-M5	LPC 6-G03	LPC 12-G01
LPC 4-M6	LPC 8-G01	LPC 12-G02
LPC 4-G01	LPC 8-G02	LPC 12-G03
LPC 4-G02	LPC 8-G03	LPC 12-G04
LPC 4-G03	LPC 8-G04	
LPC 6-M5	LPC 10-G01	
LPC 6-M6	LPC 10-G02	
LPC 6-G01	LPC 10-G03	
LPC 6-G02	LPC 10-G04	

MALE STRAIGHT



Model [ΦD]
Tube(Metric)
PCVU 4
PCVU 5
VPCV 6
PCVU 8
PCVU10
PCVU12

PNEUMATIC FITTINGS

PUSH IN FITTINGS FOR WATER AND AIR

XHNOTION

FEMALE STRAIGHT



Model [ΦD-T]	
Tube(Metric)-Thread(R)	
LPCF 4-01	LPCF 8-04
LPCF 4-02	LPCF 10-01
LPCF 4-03	LPCF 10-02
LPCF 6-01	LPCF 10-03
LPCF 6-02	LPCF 10-04
LPCF 6-03	LPCF 12-01
LPCF 8-01	LPCF 12-02
LPCF 8-02	LPCF 12-03
LPCF 8-03	LPCF 12-04

MALE ELBOW



Model [ΦD-T]		
Tube(Metric)-Thread(R)		
LPL 4-M5	LPL 6-03	LPL 12-01
LPL 4-M6	LPL 8-01	LPL 12-02
LPL 4-01	LPL 8-02	LPL 12-03
LPL 4-02	LPL 8-03	LPL 12-04
LPL 4-03	LPL 8-04	
LPL 6-M5	LPL 10-01	
LPL 6-M6	LPL 10-02	
LPL 6-01	LPL 10-03	
LPL 6-02	LPL 10-04	

FEMALE ELBOW



Model [ΦD-T]	
Tube(Metric)-Thread(R)	
LPLF 4-01	LPLF 8-04
LPLF 4-02	LPLF 10-01
LPLF 4-03	LPLF 10-02
LPLF 6-01	LPLF 10-03
LPLF 6-02	LPLF 10-04
LPLF 6-03	LPLF 12-01
LPLF 8-01	LPLF 12-02
LPLF 8-02	LPLF 12-03
LPLF 8-03	LPLF 12-04

EXTENDED MALE ELBOW

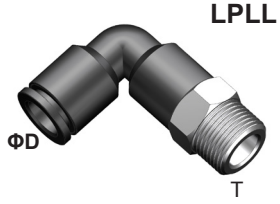

Model [ΦD-T]		
Tube(Metric)-Thread(R)		
LPLL 4-M5	LPLL 6-03	LPLL 12-01
LPLL 4-M6	LPLL 8-01	LPLL 12-02
LPLL 4-01	LPLL 8-02	LPLL 12-03
LPLL 4-02	LPLL 8-03	LPLL 12-04
LPLL 4-03	LPLL 8-04	
LPLL 6-M5	LPLL 10-01	
LPLL 6-M6	LPLL 10-02	
LPLL 6-01	LPLL 10-03	
LPLL 6-02	LPLL 10-04	

MALE TEE



Model [ΦD-T]		
Tube(Metric)-Thread(R)		
LPB 4-M5	LPB 6-03	LPB 12-01
LPB 4-M6	LPB 8-01	LPB 12-02
LPB 4-01	LPB 8-02	LPB 12-03
LPB 4-02	LPB 8-03	LPB 12-04
LPB 4-03	LPB 8-04	
LPB 6-M5	LPB 10-01	
LPB 6-M6	LPB 10-02	
LPB 6-01	LPB 10-03	
LPB 6-02	LPB 10-04	

FEMALE TEE



Model [ΦD-T]	
Tube(Metric)-Thread(R)	
LPBF 4-01	LPBF 8-04
LPBF 4-02	LPBF 10-01
LPBF 4-03	LPBF 10-02
LPBF 6-01	LPBF 10-03
LPBF 6-02	LPBF 10-04
LPBF 6-03	LPBF 12-01
LPBF 8-01	LPBF 12-02
LPBF 8-02	LPBF 12-03
LPBF 8-03	LPBF 12-04

UNION TEE



Model [ΦD]
Tube(Metric)
LPE 4
LPE 5
LPE 6
LPE 8
LPE 10
LPE 12

UNION ELBOW



Model [ΦD]
Tube(Metric)
LPV 4
LPV 5
LPV 6
LPV 8
LPV 10
LPV 12

UNION STRAIGHT



Model [ΦD]
Tube(Metric)
LPU 4
LPU 5
LPU 6
LPU 8
LPU 10
LPU 12

BULKHEAD UNION

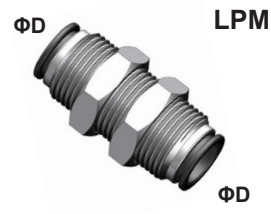

Model [ΦD]
Tube(Metric)
LPM 4
LPM 6
LPM 8
LPM 10
LPM 12

☎+86 574 82823826 | Fax +86 574 82823825 | sales@xhnotion.com | Web: www.xhnotion.com

FEATURES

1. Metal part is SS304, O-ring is FKM.
2. SS304 collars, corrision resist and nicer outlooking.
3. Lock claw is 304 S.S.
4. 10 bar working pressure, vacuum pressure: -100 Kpa.
5. Used for air (0-10 bar), water (0-8 bar)

MATERIAL DIAGRAM

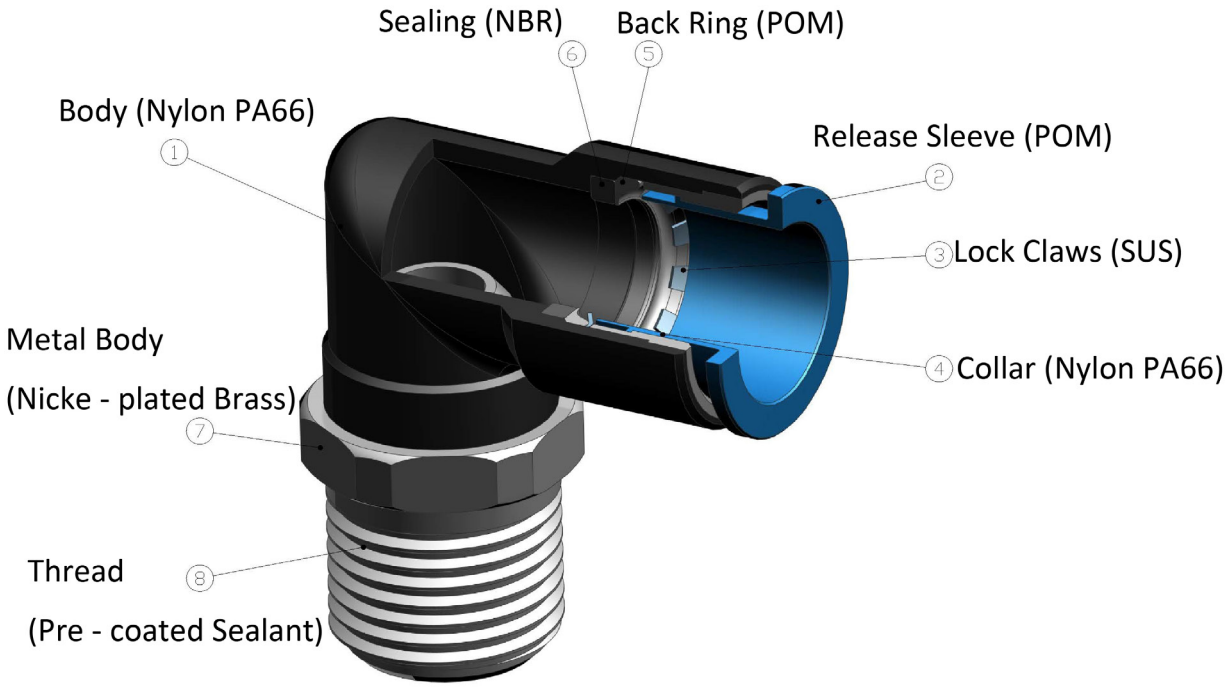

MALE STRAIGHT

XPC



ΦD

T

Model [ΦD-T]		
Tube(Metric)-Thread(R)		
XPC 4-M5	XPC 6-03	XPC 12-01
XPC 4-M6	XPC 8-01	XPC 12-02
XPC 4-01	XPC 8-02	XPC 12-03
XPC 4-02	XPC 8-03	XPC 12-04
XPC 4-03	XPC 8-04	
XPC 6-M5	XPC 10-01	
XPC 6-M6	XPC 10-02	
XPC 6-01	XPC 10-03	
XPC 6-02	XPC 10-04	

ROUND MALE STRAIGHT

XPOC



ΦD

T

Model [ΦD-T]		
Tube(Metric)-Thread(R)		
XPOC 4-M5	XPOC 6-03	XPOC 12-01
XPOC 4-M6	XPOC 8-01	XPOC 12-02
XPOC 4-01	XPOC 8-02	XPOC 12-03
XPOC 4-02	XPOC 8-03	XPOC 12-04
XPOC 4-03	XPOC 8-04	
XPOC 6-M5	XPOC 10-01	
XPOC 6-M6	XPOC 10-02	
XPOC 6-01	XPOC 10-03	
XPOC 6-02	XPOC 10-04	

FEMALE STRAIGHT

XPCF



Model [ΦD-T]	
Tube(Metric)-Thread(R)	
XPCF 4-01	XPCF 8-04
XPCF 4-02	XPCF 10-01
XPCF 4-03	XPCF 10-02
XPCF 6-01	XPCF 10-03
XPCF 6-02	XPCF 10-04
XPCF 6-03	XPCF 12-01
XPCF 8-01	XPCF 12-02
XPCF 8-02	XPCF 12-03
XPCF 8-03	XPCF 12-04

MALE ELBOW

XPL



Model [ΦD-T]		
Tube(Metric)-Thread(R)		
XPL 4-M5	XPL 6-03	XPL 12-01
XPL 4-M6	XPL 8-01	XPL 12-02
XPL 4-01	XPL 8-02	XPL 12-03
XPL 4-02	XPL 8-03	XPL 12-04
XPL 4-03	XPL 8-04	
XPL 6-M5	XPL 10-01	
XPL 6-M6	XPL 10-02	
XPL 6-01	XPL 10-03	
XPL 6-02	XPL 10-04	

FEMALE ELBOW

XPLF



Model [ΦD-T]	
Tube(Metric)-Thread(R)	
XPLF 4-01	XPLF 8-04
XPLF 4-02	XPLF 10-01
XPLF 4-03	XPLF 10-02
XPLF 6-01	XPLF 10-03
XPLF 6-02	XPLF 10-04
XPLF 6-03	XPLF 12-01
XPLF 8-01	XPLF 12-02
XPLF 8-02	XPLF 12-03
XPLF 8-03	XPLF 12-04

EXTENDED MALE ELBOW

XPLL



Model [ΦD-T]		
Tube(Metric)-Thread(R)		
XPLL 4-M5	XPLL 6-03	XPLL 12-01
XPLL 4-M6	XPLL 8-01	XPLL 12-02
XPLL 4-01	XPLL 8-02	XPLL 12-03
XPLL 4-02	XPLL 8-03	XPLL 12-04
XPLL 4-03	XPLL 8-04	
XPLL 6-M5	XPLL 10-01	
XPLL 6-M6	XPLL 10-02	
XPLL 6-01	XPLL 10-03	
XPLL 6-02	XPLL 10-04	

MALE TEE

XPB



Model [ΦD-T]		
Tube(Metric)-Thread(R)		
XPB 4-M5	XPB 6-03	XPB 12-01
XPB 4-M6	XPB 8-01	XPB 12-02
XPB 4-01	XPB 8-02	XPB 12-03
XPB 4-02	XPB 8-03	XPB 12-04
XPB 4-03	XPB 8-04	
XPB 6-M5	XPB 10-01	
XPB 6-M6	XPB 10-02	
XPB 6-01	XPB 10-03	
XPB 6-02	XPB 10-04	

UNION Y

XPY



Model [ΦD-T]
Tube(Metric)
XPY 4
XPY 5
XPY 6
XPY 7
XPY 8
XPY 9
XPY 10
XPY 11
XPY 12

UNION TEE

XPE



Model [ΦD]
Tube(Metric)
XPE 4
XPE 5
XPE 6
XPE 8
XPE 10
XPE 12

UNION ELBOW

XPV



Model [ΦD]
Tube(Metric)
XPV 4
XPV 5
XPV 6
XPV 8
XPV 10
XPV 12

UNION STRAIGHT

XPU



Model [ΦD]
Tube(Metric)
XPU 4
XPU 5
XPU 6
XPU 8
XPU 10
XPU 12

UNOIN CROSS

XPZA



Model [ΦD]
Tube(Metric)
XPZA4
XPZA 6
XPZA 8
XPZA 10
XPZA 12

☎+86 574 82823826 | Fax +86 574 82823825 | sales@xhnotion.com | Web: www.xhnotion.com

MATERIAL DIAGRAM

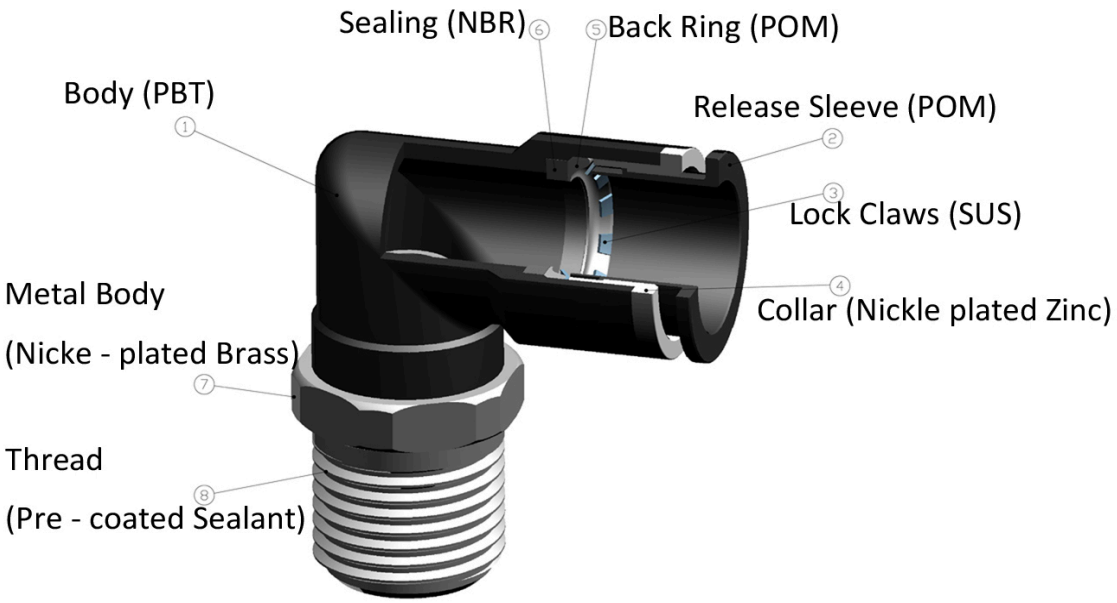

FEATURES

1. Designed for Polyurethane or Nylon tubing.
2. Quick and reliable connections.
3. Reusable: multiple connections / disconnections.
4. Convenient elliptical / round sleeve configuration.
5. Metal body made of non-corrosive, non-contaminant Nickel-plated Brass.
6. Pre-coated threads are ready to use without additional sealing.
7. Outside (and Inside where applicable) hexagonal wrench tightening.
8. Available over 60 different models in imperial, metric sizes and hybrid.

SPECIFICATIONS

1. Fluid Type: Air (No other gases or liquids).
2. Working Pressure: 0-150 Psi.
3. Negative Pressure: -29.5 in Hg.
4. Working Temperature: 32~140°F / 0~60°C.

To connect

Simply push the tube inside of the fitting.

To disconnect

Press down the plastic sleeve;
then pull the tube out.

Cautions

Never disconnect tubing under pressure

Sleeve Shape and Color

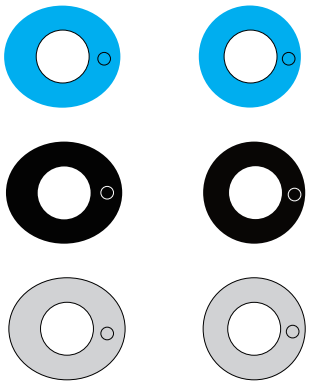

Other colors can be customized.

MALE STRAIGHT



Model [ΦD-T]							
Tube(Metric)-Thread(R)			Tube(Inch)-Thread(R)		Tube(Inch)-Thread(NPT)		
PC 4-M5	PC 6-03	PC 12-01	PC 5/32-01	PC 3/8-02	PC 1/8-U10	PC 3/16-N03	PC 3/8-N02
PC 4-M6	PC 8-01	PC 12-02	PC 5/32-02	PC 3/8-03	PC 1/8-N01	PC 1/4-U10	PC 3/8-N03
PC 4-01	PC 8-02	PC 12-03	PC 1/4-01	PC 3/8-04	PC 1/8-N02	PC 1/4-N01	PC 3/8-N04
PC 4-02	PC 8-03	PC 12-04	PC 1/4-02	PC 1/2-02	PC 5/32-U10	PC 1/4-N02	PC 1/2-N02
PC 4-03	PC 8-04	PC 14-03	PC 1/4-03	PC 1/2-03	PC 5/32-N01	PC 1/4-N03	PC 1/2-N03
PC 6-M5	PC 10-01	PC 14-04	PC 5/16-01	PC 1/2-04	PC 5/32-N02	PC 5/16-N01	PC 1/2-N04
PC 6-M6	PC 10-02	PC 16-03	PC 5/16-02		PC 3/16-U10	PC 5/16-N02	
PC 6-01	PC 10-03	PC 16-04	PC 5/16-03		PC 3/16-N01	PC 5/16-N03	
PC 6-02	PC 10-04		PC 3/8-01		PC 3/16-N02	PC 3/8-N01	

ROUND MALE STRAIGHT



Model [ΦD-T]							
Tube(Metric)-Thread(R)			Tube(Inch)-Thread(R)		Tube(Inch)-Thread(NPT)		
POC 4-M5	POC 6-03	POC 12-01	POC 5/32-01	POC 3/8-02	POC 1/8-U10	POC 3/16-N03	POC 3/8-N02
POC 4-M6	POC 8-01	POC 12-02	POC 5/32-02	POC 3/8-03	POC 1/8-N01	POC 1/4-U10	POC 3/8-N03
POC 4-01	POC 8-02	POC 12-03	POC 1/4-01	POC 3/8-04	POC 1/8-N02	POC 1/4-N01	POC 3/8-N04
POC 4-02	POC 8-03	POC 12-04	POC 1/4-02	POC 1/2-02	POC 5/32-U10	POC 1/4-N02	POC 1/2-N02
POC 4-03	POC 8-04	POC 14-03	POC 1/4-03	POC 1/2-03	POC 5/32-N01	POC 1/4-N03	POC 1/2-N03
POC 6-M5	POC 10-01	POC 14-04	POC 5/16-01	POC 1/2-04	POC 5/32-N02	POC 5/16-N01	POC 1/2-N04
POC 6-M6	POC 10-02	POC 16-03	POC 5/16-02		POC 3/16-U10	POC 5/16-N02	
POC 6-01	POC 10-03	POC 16-04	POC 5/16-03		POC 3/16-N01	POC 5/16-N03	
POC 6-02	POC 10-04		POC 3/8-01		POC 3/16-N02	POC 3/8-N01	

FEMALE STRAIGHT



Model [ΦD-T]							
Tube(Metric)-Thread(R)			Tube(Inch)-Thread(R)		Tube(Inch)-Thread(NPT)		
PCF 4-M5	PCF 6-03	PCF 12-01	PCF 5/32-01	PCF 3/8-02	PCF 1/8-U10	PCF 3/16-N03	PCF 3/8-N02
PCF 4-M6	PCF 8-01	PCF 12-02	PCF 5/32-02	PCF 3/8-03	PCF 1/8-N01	PCF 1/4-U10	PCF 3/8-N03
PCF 4-01	PCF 8-02	PCF 12-03	PCF 1/4-01	PCF 3/8-04	PCF 1/8-N02	PCF 1/4-N01	PCF 3/8-N04
PCF 4-02	PCF 8-03	PCF 12-04	PCF 1/4-02	PCF 1/2-02	PCF 5/32-U10	PCF 1/4-N02	PCF 1/2-N02
PCF 4-03	PCF 8-04	PCF 14-03	PCF 1/4-03	PCF 1/2-03	PCF 5/32-N01	PCF 1/4-N03	PCF 1/2-N03
PCF 6-M5	PCF 10-01	PCF 14-04	PCF 5/16-01	PCF 1/2-04	PCF 5/32-N02	PCF 5/16-N01	PCF 1/2-N04
PCF 6-M6	PCF 10-02	PCF 16-03	PCF 5/16-02		PCF 3/16-U10	PCF 5/16-N02	
PCF 6-01	PCF 10-03	PCF 16-04	PCF 5/16-03		PCF 3/16-N01	PCF 5/16-N03	
PCF 6-02	PCF 10-04		PCF 3/8-01		PCF 3/16-N02	PCF 3/8-N01	

MALE ELBOW



Model [ΦD-T]							
Tube(Metric)-Thread(R)			Tube(Inch)-Thread(R)		Tube(Inch)-Thread(NPT)		
PL 4-M5	PL 6-03	PL 12-01	PL 5/32-01	PL 3/8-02	PL 1/8-U10	PL 3/16-N03	PL 3/8-N02
PL 4-M6	PL 8-01	PL 12-02	PL 5/32-02	PL 3/8-03	PL 1/8-N01	PL 1/4-U10	PL 3/8-N03
PL 4-01	PL 8-02	PL 12-03	PL 1/4-01	PL 3/8-04	PL 1/8-N02	PL 1/4-N01	PL 3/8-N04
PL 4-02	PL 8-03	PL 12-04	PL 1/4-02	PL 1/2-02	PL 5/32-U10	PL 1/4-N02	PL 1/2-N02
PL 4-03	PL 8-04	PL 14-03	PL 1/4-03	PL 1/2-03	PL 5/32-N01	PL 1/4-N03	PL 1/2-N03
PL 6-M5	PL 10-01	PL 14-04	PL 5/16-01	PL 1/2-04	PL 5/32-N02	PL 5/16-N01	PL 1/2-N04
PL 6-M6	PL 10-02	PL 16-03	PL 5/16-02		PL 3/16-U10	PL 5/16-N02	
PL 6-01	PL 10-03	PL 16-04	PL 5/16-03		PL 3/16-N01	PL 5/16-N03	
PL 6-02	PL 10-04		PL 3/8-01		PL 3/16-N02	PL 3/8-N01	

FEMALE ELBOW



Model [ΦD-T]							
Tube(Metric)-Thread(R)			Tube(Inch)-Thread(R)		Tube(Inch)-Thread(NPT)		
PLF 4-M5	PLF 6-03	PLF 12-01	PLF 5/32-01	PLF 3/8-02	PLF 1/8-U10	PLF 3/16-N03	PLF 3/8-N02
PLF 4-M6	PLF 8-01	PLF 12-02	PLF 5/32-02	PLF 3/8-03	PLF 1/8-N01	PLF 1/4-U10	PLF 3/8-N03
PLF 4-01	PLF 8-02	PLF 12-03	PLF 1/4-01	PLF 3/8-04	PLF 1/8-N02	PLF 1/4-N01	PLF 3/8-N04
PLF 4-02	PLF 8-03	PLF 12-04	PLF 1/4-02	PLF 1/2-02	PLF 5/32-U10	PLF 1/4-N02	PLF 1/2-N02
PLF 4-03	PLF 8-04	PLF 14-03	PLF 1/4-03	PLF 1/2-03	PLF 5/32-N01	PLF 1/4-N03	PLF 1/2-N03
PLF 6-M5	PLF 10-01	PLF 14-04	PLF 5/16-01	PLF 1/2-04	PLF 5/32-N02	PLF 5/16-N01	PLF 1/2-N04
PLF 6-M6	PLF 10-02	PLF 16-03	PLF 5/16-02		PLF 3/16-U10	PLF 5/16-N02	
PLF 6-01	PLF 10-03	PLF 16-04	PLF 5/16-03		PLF 3/16-N01	PLF 5/16-N03	
PLF 6-02	PLF 10-04		PLF 3/8-01		PLF 3/16-N02	PLF 3/8-N01	

☎+86 574 82823826 | Fax +86 574 82823825 | sales@xhnotion.com | Web: www.xhnotion.com

MALE 45 ELBOW



Model [ΦD-T]

Tube(Metric)-Thread(R)			Tube(Inch)-Thread(R)		Tube(Inch)-Thread(NPT)		
PLH 4-M5	PLH 6-03	PLH 12-01	PLH 5/32-01	PLH 3/8-02	PLH 1/8-U10	PLH 3/16-N03	PLH 3/8-N02
PLH 4-M6	PLH 8-01	PLH 12-02	PLH 5/32-02	PLH 3/8-03	PLH 1/8-N01	PLH 1/4-U10	PLH 3/8-N03
PLH 4-01	PLH 8-02	PLH 12-03	PLH 1/4-01	PLH 3/8-04	PLH 1/8-N02	PLH 1/4-N01	PLH 3/8-N04
PLH 4-02	PLH 8-03	PLH 12-04	PLH 1/4-02	PLH 1/2-02	PLH 5/32-U10	PLH 1/4-N02	PLH 1/2-N02
PLH 4-03	PLH 8-04	PLH 14-03	PLH 1/4-03	PLH 1/2-03	PLH 5/32-N01	PLH 1/4-N03	PLH 1/2-N03
PLH 6-M5	PLH 10-01	PLH 14-04	PLH 5/16-01	PLH 1/2-04	PLH 5/32-N02	PLH 5/16-N01	PLH 1/2-N04
PLH 6-M6	PLH 10-02	PLH 16-03	PLH 5/16-02		PLH 3/16-U10	PLH 5/16-N02	
PLH 6-01	PLH 10-03	PLH 16-04	PLH 5/16-03		PLH 3/16-N01	PLH 5/16-N03	
PLH 6-02	PLH 10-04		PLH 3/8-01		PLH 3/16-N02	PLH 3/8-N01	

EXTENDED MALE ELBOW



Model [ΦD-T]

Tube(Metric)-Thread(R)			Tube(Inch)-Thread(R)		Tube(Inch)-Thread(NPT)		
PLL 4-M5	PLL 6-03	PLL 12-01	PLL 5/32-01	PLL 3/8-02	PLL 1/8-U10	PLL 3/16-N03	PLL 3/8-N02
PLL 4-M6	PLL 8-01	PLL 12-02	PLL 5/32-02	PLL 3/8-03	PLL 1/8-N01	PLL 1/4-U10	PLL 3/8-N03
PLL 4-01	PLL 8-02	PLL 12-03	PLL 1/4-01	PLL 3/8-04	PLL 1/8-N02	PLL 1/4-N01	PLL 3/8-N04
PLL 4-02	PLL 8-03	PLL 12-04	PLL 1/4-02	PLL 1/2-02	PLL 5/32-U10	PLL 1/4-N02	PLL 1/2-N02
PLL 4-03	PLL 8-04	PLL 14-03	PLL 1/4-03	PLL 1/2-03	PLL 5/32-N01	PLL 1/4-N03	PLL 1/2-N03
PLL 6-M5	PLL 10-01	PLL 14-04	PLL 5/16-01	PLL 1/2-04	PLL 5/32-N02	PLL 5/16-N01	PLL 1/2-N04
PLL 6-M6	PLL 10-02	PLL 16-03	PLL 5/16-02		PLL 3/16-U10	PLL 5/16-N02	
PLL 6-01	PLL 10-03	PLL 16-04	PLL 5/16-03		PLL 3/16-N01	PLL 5/16-N03	
PLL 6-02	PLL 10-04		PLL 3/8-01		PLL 3/16-N02	PLL 3/8-N01	

MALE TEE



Model [ΦD-T]

Tube(Metric)-Thread(R)			Tube(Inch)-Thread(R)		Tube(Inch)-Thread(NPT)		
PB 4-M5	PB 6-03	PB 12-01	PB 5/32-01	PB 3/8-02	PB 1/8-U10	PB 3/16-N03	PB 3/8-N02
PB 4-M6	PB 8-01	PB 12-02	PB 5/32-02	PB 3/8-03	PB 1/8-N01	PB 1/4-U10	PB 3/8-N03
PB 4-01	PB 8-02	PB 12-03	PB 1/4-01	PB 3/8-04	PB 1/8-N02	PB 1/4-N01	PB 3/8-N04
PB 4-02	PB 8-03	PB 12-04	PB 1/4-02	PB 1/2-02	PB 5/32-U10	PB 1/4-N02	PB 1/2-N02
PB 4-03	PB 8-04	PB 14-03	PB 1/4-03	PB 1/2-03	PB 5/32-N01	PB 1/4-N03	PB 1/2-N03
PB 6-M5	PB 10-01	PB 14-04	PB 5/16-01	PB 1/2-04	PB 5/32-N02	PB 5/16-N01	PB 1/2-N04
PB 6-M6	PB 10-02	PB 16-03	PB 5/16-02		PB 3/16-U10	PB 5/16-N02	
PB 6-01	PB 10-03	PB 16-04	PB 5/16-03		PB 3/16-N01	PB 5/16-N03	
PB 6-02	PB 10-04		PB 3/8-01		PB 3/16-N02	PB 3/8-N01	

FEMALE TEE



Model [ΦD-T]

Tube(Metric)-Thread(R)			Tube(Inch)-Thread(R)		Tube(Inch)-Thread(NPT)		
PBF 4-M5	PBF 6-03	PBF 12-01	PBF 5/32-01	PBF 3/8-02	PBF 1/8-U10	PBF 3/16-N03	PBF 3/8-N02
PBF 4-M6	PBF 8-01	PBF 12-02	PBF 5/32-02	PBF 3/8-03	PBF 1/8-N01	PBF 1/4-U10	PBF 3/8-N03
PBF 4-01	PBF 8-02	PBF 12-03	PBF 1/4-01	PBF 3/8-04	PBF 1/8-N02	PBF 1/4-N01	PBF 3/8-N04
PBF 4-02	PBF 8-03	PBF 12-04	PBF 1/4-02	PBF 1/2-02	PBF 5/32-U10	PBF 1/4-N02	PBF 1/2-N02
PBF 4-03	PBF 8-04	PBF 14-03	PBF 1/4-03	PBF 1/2-03	PBF 5/32-N01	PBF 1/4-N03	PBF 1/2-N03
PBF 6-M5	PBF 10-01	PBF 14-04	PBF 5/16-01	PBF 1/2-04	PBF 5/32-N02	PBF 5/16-N01	PBF 1/2-N04
PBF 6-M6	PBF 10-02	PBF 16-03	PBF 5/16-02		PBF 3/16-U10	PBF 5/16-N02	
PBF 6-01	PBF 10-03	PBF 16-04	PBF 5/16-03		PBF 3/16-N01	PBF 5/16-N03	
PBF 6-02	PBF 10-04		PBF 3/8-01		PBF 3/16-N02	PBF 3/8-N01	

MALE RUN TEE



Model [ΦD-T]

Tube(Metric)-Thread(R)			Tube(Inch)-Thread(R)		Tube(Inch)-Thread(NPT)		
PD 4-M5	PD 6-03	PD 12-01	PD 5/32-01	PD 3/8-02	PD 1/8-U10	PD 3/16-N03	PD 3/8-N02
PD 4-M6	PD 8-01	PD 12-02	PD 5/32-02	PD 3/8-03	PD 1/8-N01	PD 1/4-U10	PD 3/8-N03
PD 4-01	PD 8-02	PD 12-03	PD 1/4-01	PD 3/8-04	PD 1/8-N02	PD 1/4-N01	PD 3/8-N04
PD 4-02	PD 8-03	PD 12-04	PD 1/4-02	PD 1/2-02	PD 5/32-U10	PD 1/4-N02	PD 1/2-N02
PD 4-03	PD 8-04	PD 14-03	PD 1/4-03	PD 1/2-03	PD 5/32-N01	PD 1/4-N03	PD 1/2-N03
PD 6-M5	PD 10-01	PD 14-04	PD 5/16-01	PD 1/2-04	PD 5/32-N02	PD 5/16-N01	PD 1/2-N04
PD 6-M6	PD 10-02	PD 16-03	PD 5/16-02		PD 3/16-U10	PD 5/16-N02	
PD 6-01	PD 10-03	PD 16-04	PD 5/16-03		PD 3/16-N01	PD 5/16-N03	
PD 6-02	PD 10-04		PD 3/8-01		PD 3/16-N02	PD 3/8-N01	

MALE Y



Model [ΦD-T]							
Tube(Metric)-Thread(R)			Tube(Inch)-Thread(R)		Tube(Inch)-Thread(NPT)		
PX 4-M5	PX 6-03	PX 12-01	PX 5/32-01	PX 3/8-02	PX 1/8-U10	PX 3/16-N03	PX 3/8-N02
PX 4-M6	PX 8-01	PX 12-02	PX 5/32-02	PX 3/8-03	PX 1/8-N01	PX 1/4-U10	PX 3/8-N03
PX 4-01	PX 8-02	PX 12-03	PX 1/4-01	PX 3/8-04	PX 1/8-N02	PX 1/4-N01	PX 3/8-N04
PX 4-02	PX 8-03	PX 12-04	PX 1/4-02	PX 1/2-02	PX 5/32-U10	PX 1/4-N02	PX 1/2-N02
PX 4-03	PX 8-04	PX 14-03	PX 1/4-03	PX 1/2-03	PX 5/32-N01	PX 1/4-N03	PX 1/2-N03
PX 6-M5	PX 10-01	PX 14-04	PX 5/16-01	PX 1/2-04	PX 5/32-N02	PX 5/16-N01	PX 1/2-N04
PX 6-M6	PX 10-02	PX 16-03	PX 5/16-02		PX 3/16-U10	PX 5/16-N02	
PX 6-01	PX 10-03	PX 16-04	PX 5/16-03		PX 3/16-N01	PX 5/16-N03	
PX 6-02	PX 10-04		PX 3/8-01		PX 3/16-N02	PX 3/8-N01	

MALE BANJO



Model [ΦD-T]							
Tube(Metric)-Thread(R)			Tube(Inch)-Thread(R)		Tube(Inch)-Thread(NPT)		
PH 4-M5	PH 6-03	PH 12-01	PH 5/32-01	PH 3/8-02	PH 1/8-U10	PH 3/16-N03	PH 3/8-N02
PH 4-M6	PH 8-01	PH 12-02	PH 5/32-02	PH 3/8-03	PH 1/8-N01	PH 1/4-U10	PH 3/8-N03
PH 4-01	PH 8-02	PH 12-03	PH 1/4-01	PH 3/8-04	PH 1/8-N02	PH 1/4-N01	PH 3/8-N04
PH 4-02	PH 8-03	PH 12-04	PH 1/4-02	PH 1/2-02	PH 5/32-U10	PH 1/4-N02	PH 1/2-N02
PH 4-03	PH 8-04	PH 14-03	PH 1/4-03	PH 1/2-03	PH 5/32-N01	PH 1/4-N03	PH 1/2-N03
PH 6-M5	PH 10-01	PH 14-04	PH 5/16-01	PH 1/2-04	PH 5/32-N02	PH 5/16-N01	PH 1/2-N04
PH 6-M6	PH 10-02	PH 16-03	PH 5/16-02		PH 3/16-U10	PH 5/16-N02	
PH 6-01	PH 10-03	PH 16-04	PH 5/16-03		PH 3/16-N01	PH 5/16-N03	
PH 6-02	PH 10-04		PH 3/8-01		PH 3/16-N02	PH 3/8-N01	

FEMALE BANJO



Model [ΦD-T]							
Tube(Metric)-Thread(R)			Tube(Inch)-Thread(R)		Tube(Inch)-Thread(NPT)		
PHF 4-M5	PHF 6-03	PHF 12-01	PHF 5/32-01	PHF 3/8-02	PHF 1/8-U10	PHF 3/16-N03	PHF 3/8-N02
PHF 4-M6	PHF 8-01	PHF 12-02	PHF 5/32-02	PHF 3/8-03	PHF 1/8-N01	PHF 1/4-U10	PHF 3/8-N03
PHF 4-01	PHF 8-02	PHF 12-03	PHF 1/4-01	PHF 3/8-04	PHF 1/8-N02	PHF 1/4-N01	PHF 3/8-N04
PHF 4-02	PHF 8-03	PHF 12-04	PHF 1/4-02	PHF 1/2-02	PHF 5/32-U10	PHF 1/4-N02	PHF 1/2-N02
PHF 4-03	PHF 8-04	PHF 14-03	PHF 1/4-03	PHF 1/2-03	PHF 5/32-N01	PHF 1/4-N03	PHF 1/2-N03
PHF 6-M5	PHF 10-01	PHF 14-04	PHF 5/16-01	PHF 1/2-04	PHF 5/32-N02	PHF 5/16-N01	PHF 1/2-N04
PHF 6-M6	PHF 10-02	PHF 16-03	PHF 5/16-02		PHF 3/16-U10	PHF 5/16-N02	
PHF 6-01	PHF 10-03	PHF 16-04	PHF 5/16-03		PHF 3/16-N01	PHF 5/16-N03	
PHF 6-02	PHF 10-04		PHF 3/8-01		PHF 3/16-N02	PHF 3/8-N01	

BULKHEAD FEMALE



Model [ΦD-T]							
Tube(Metric)-Thread(R)			Tube(Inch)-Thread(R)		Tube(Inch)-Thread(NPT)		
PMF 4-M5	PMF 6-03	PMF 12-01	PMF 5/32-01	PMF 3/8-02	PMF 1/8-U10	PMF 3/16-N03	PMF 3/8-N02
PMF 4-M6	PMF 8-01	PMF 12-02	PMF 5/32-02	PMF 3/8-03	PMF 1/8-N01	PMF 1/4-U10	PMF 3/8-N03
PMF 4-01	PMF 8-02	PMF 12-03	PMF 1/4-01	PMF 3/8-04	PMF 1/8-N02	PMF 1/4-N01	PMF 3/8-N04
PMF 4-02	PMF 8-03	PMF 12-04	PMF 1/4-02	PMF 1/2-02	PMF 5/32-U10	PMF 1/4-N02	PMF 1/2-N02
PMF 4-03	PMF 8-04	PMF 14-03	PMF 1/4-03	PMF 1/2-03	PMF 5/32-N01	PMF 1/4-N03	PMF 1/2-N03
PMF 6-M5	PMF 10-01	PMF 14-04	PMF 5/16-01	PMF 1/2-04	PMF 5/32-N02	PMF 5/16-N01	PMF 1/2-N04
PMF 6-M6	PMF 10-02	PMF 16-03	PMF 5/16-02		PMF 3/16-U10	PMF 5/16-N02	
PMF 6-01	PMF 10-03	PMF 16-04	PMF 5/16-03		PMF 3/16-N01	PMF 5/16-N03	
PMF 6-02	PMF 10-04		PMF 3/8-01		PMF 3/16-N02	PMF 3/8-N01	

MALE TRIPLE BRANCH



Model [ΦD-T]		
Tube(Metric)-Thread(R)		Tube(Inch)-Thread(NPT)
PKB 4-M5	PKB 6-03	PKB 5/32-U10
PKB 4-M6	PKB 8-01	PKB 5/32-N01
PKB 4-01	PKB 8-02	PKB 5/32-N02
PKB 4-02	PKB 8-03	PKB 1/4-N01
PKB 4-03	PKB 8-04	PKB 1/4-N02
PKB 6-M5		PKB 1/4-N03
PKB 6-M6		PKB 5/16-N01
PKB 6-01		PKB 5/16-N02
PKB 6-02		PKB 5/16-N03

MALE REDUCER TRIPLE BRANCH



Model [ΦD-T]	
Tube(Metric)-Thread(R)	Tube(Inch)-Thread(NPT)
PKD 6-4-01	PKD 1/4-5/32-N01
PKD 8-4-02	PKD 1/4-5/32-N02
PKD 8-6-02	PKD 5/16-1/4-N02
PKD 10-8-02	PKD 3/8-5/16-N03
PKD 10-8-03	

☎+86 574 82823826 | Fax +86 574 82823825 | sales@xhnotion.com | Web: www.xhnotion.com

UNION STRAIGHT

PU



Model [ΦD]		
Tube(Metric)		Tube(Inch)
PU 4	PU 13	PU 1/8
PU 5	PU 14	PU 5/32
PU 6	PU 15	PU 3/16
PU 7	PU 16	PU 1/4
PU 8		PU 5/16
PU 9		PU 3/8
PU 10		PU 1/2
PU 11		
PU 12		

UNION ELBOW

PV



Model [ΦD]		
Tube(Metric)		Tube(Inch)
PV 4	PV 13	PV 1/8
PV 5	PV 14	PV 5/32
PV 6	PV 15	PV 3/16
PV 7	PV 16	PV 1/4
PV 8		PV 5/16
PV 9		PV 3/8
PV 10		PV 1/2
PV 11		
PV 12		

UNION TEE

PE



Model [ΦD]		
Tube(Metric)		Tube(Inch)
PE 4	PE 13	PE 1/8
PE 5	PE 14	PE 5/32
PE 6	PE 15	PE 3/16
PE 7	PE 16	PE 1/4
PE 8		PE 5/16
PE 9		PE 3/8
PE 10		PE 1/2
PE 11		
PE 12		

UNION Y

PY



Model [ΦD]		
Tube(Metric)		Tube(Inch)
PY 4	PY 13	PY 1/8
PY 5	PY 14	PY 5/32
PY 6	PY 15	PY 3/16
PY 7	PY 16	PY 1/4
PY 8		PY 5/16
PY 9		PY 3/8
PY 10		PY 1/2
PY 11		
PY 12		

UNION CROSS

PZA



Model [ΦD]	
Tube(Metric)	Tube(Inch)
PZA 4	PZA 1/8
PZA 6	PZA 5/32
PZA 8	PZA 3/16
PZA 10	PZA 1/4
PZA 12	PZA 5/16
	PZA 3/8
	PZA 1/2

TRIPLE BRANCH UNION

PK



Model [ΦD]	
Tube(Metric)	Tube(Inch)
PK 4	PK 5/32
PK 6	PK 1/4
PK 8	PK 5/16

BULKHEAD UNION

PM



Model [ΦD]	
Tube(Metric)	Tube(Inch)
PM 4	PM 1/8
PM 6	PM 5/32
PM 8	PM 3/16
PM 10	PM 1/4
PM 12	PM 5/16
PM 16	PM 3/8
	PM 1/2

BULKHEAD ELBOW

PLM



Model [ΦD]	
Tube(Metric)	Tube(Inch)
PLM 4	PLM 1/8
PLM 6	PLM 5/32
PLM 8	PLM 3/16
PLM 10	PLM 1/4
PLM 12	PLM 5/16
PLM 16	PLM 3/8
	PLM 1/2

REDUCER STRAIGHT

PG



Model [ΦD1-D2]	
Tube(Metric)	Tube(Inch)
PG 6-4	PG 3/16-5/32
PG 8-4	PG 1/4-5/32
PG 8-6	PG 5/16-1/4
PG 10-6	PG 3/8-1/4
PG 10-8	PG 3/8-5/16
PG 12-8	PG 1/2-3/8
PG 12-10	
PG 16-12	

REDUCER Y

PW



Model [ΦD1-D2]	
Tube(Metric)	Tube(Inch)
PW 6-4	PW 3/16-5/32
PW 8-4	PW 1/4-5/32
PW 8-6	PW 5/16-1/4
PW 10-6	PW 3/8-1/4
PW 10-8	PW 3/8-5/16
PW 12-8	PW 1/2-3/8
PW 12-10	

REDUCER TEE

PEG



Model [ΦD1-D2]	
Tube(Metric)	Tube(Inch)
PEG 6-4	PEG 3/16-5/32
PEG 8-4	PEG 1/4-5/32
PEG 8-6	PEG 5/16-1/4
PEG 10-6	PEG 3/8-1/4
PEG 10-8	PEG 3/8-5/16
PEG 12-8	PEG 1/2-3/8
PEG 12-10	
PEG 16-12	

REDUCER TEE

PGE



Model [ΦD1-D2]	
Tube(Metric)	Tube(Inch)
PGE 6-4	PGE 3/16-5/32
PGE 8-4	PGE 1/4-5/32
PGE 8-6	PGE 5/16-1/4
PGE 10-6	PGE 3/8-1/4
PGE 10-8	PGE 3/8-5/16
PGE 12-8	PGE 1/2-3/8
PGE 12-10	
PGE 16-12	

UNION TRIPLE BRANCH REDUCER

PKG



Model [ΦD1-D2]	
Tube(Metric)	Tube(Inch)
PKG 6-4	PKG 3/16-5/32
PKG 8-4	PKG 1/4-5/32
PKG 8-6	PKG 5/16-1/4
PKG 10-6	PKG 3/8-1/4
PKG 10-8	PKG 3/8-5/16

REDUCER Y DOUBLE

PRG



Model [ΦD1-D2]	
Tube(Metric)	Tube(Inch)
PRG 8-4	PRG 5/16-5/32
PRG 8-6	PRG 5/16-1/4
PRG 6-6	PRG 1/4-1/4

PLUG IN ELBOW

PLJ



Model [ΦD]	
Tube(Metric)	Tube(Inch)
PLJ 4	PLJ 1/8
PLJ 6	PLJ 5/32
PLJ 8	PLJ 3/16
PLJ 10	PLJ 1/4
PLJ 12	PLJ 5/16
PLJ 16	PLJ 3/8
	PLJ 1/2

PLUG IN REDUCER

PGJ



Model [ΦD1-D2]	
Tube(Metric)	Tube(Inch)
PGJ 6-4	PGJ 1/4-5/32
PGJ 8-4	PGJ 5/16-5/32
PGJ 8-6	PGJ 5/16-1/4
PGJ 10-6	PGJ 3/8-1/4
PGJ 10-8	PGJ 3/8-5/16
PGJ 12-8	PGJ 1/2-3/8
PGJ 12-10	

PLUG IN TEE

PBJ



Model [ΦD]	
Tube(Metric)	Tube(Inch)
PBJ 4	PBJ 1/8
PBJ 6	PBJ 5/32
PBJ 8	PBJ 3/16
PBJ 10	PBJ 1/4
PBJ 12	PBJ 5/16
	PBJ 3/8
	PBJ 1/2

PLUG IN RUN TEE

PDJ



Model [ΦD]	
Tube(Metric)	Tube(Inch)
PDJ 4	PDJ 1/8
PDJ 6	PDJ 5/32
PDJ 8	PDJ 3/16
PDJ 10	PDJ 1/4
PDJ 12	PDJ 5/16
	PDJ 3/8
	PDJ 1/2

PLUG IN Y

PYJ



Model [ΦD]	
Tube(Metric)	Tube(Inch)
PYJ 4	PYJ 1/8
PYJ 6	PYJ 5/32
PYJ 8	PYJ 3/16
PYJ 10	PYJ 1/4
PYJ 12	PYJ 5/16
	PYJ 3/8
	PYJ 1/2

PLUG IN TRIPLE BRANCH

PKJ



Model [ΦD]	
Tube(Metric)	Tube(Inch)
PKJ 4	PKJ 5/32
PKJ 6	PKJ 1/4
PKJ 8	PKJ 5/16

☎+86 574 82823826 | Fax +86 574 82823825 | sales@xhnotion.com | Web: www.xhnotion.com

PLUG IN REDUCER ELBOW

PLGJ



Model [ΦD1-D2]	
Tube(Metric)	Tube(Inch)
PLGJ 6-4	PLGJ 3/16-5/32
PLGJ 8-4	PLGJ 1/4-5/32
PLGJ 8-6	PLGJ 5/16-1/4
PLGJ 10-6	PLGJ 3/8-1/4
PLGJ 10-8	PLGJ 3/8-5/16
PLGJ 12-8	PLGJ 1/2-3/8
PLGJ 12-10	
PLGJ 16-12	

PLUG IN REDUCER Y

PWJ



Model [ΦD1-D2]	
Tube(Metric)	Tube(Inch)
PWJ 6-4	PWJ 3/16-5/32
PWJ 8-4	PWJ 1/4-5/32
PWJ 8-6	PWJ 5/16-1/4
PWJ 10-6	PWJ 3/8-1/4
PWJ 10-8	PWJ 3/8-5/16
PWJ 12-8	PWJ 1/2-3/8
PWJ 12-10	

END CAP

PPF



Model [ΦD]	
Tube(Metric)	Tube(Inch)
PPF 4	PPF 1/8
PPF 6	PPF 5/32
PPF 8	PPF 1/4
PPF 10	PPF 5/16
PPF 12	PPF 3/8
	PPF 1/2

PLUG

PP



Model [ΦD]	
Tube(Metric)	Tube(Inch)
PP 4	PP 1/8
PP 6	PP 5/32
PP 8	PP 3/16
PP 10	PP 1/4
PP 12	PP 5/16
	PP 3/8
	PP 1/2

TUBE SPLICER

PIJ



Model [ΦD]	
Tube(Metric)	Tube(Inch)
PIJ 4	PIJ 5/32
PIJ 6	PIJ 3/16
PIJ 8	PIJ 1/4
PIJ 10	PIJ 5/16
PIJ 12	PIJ 3/8
	PIJ 1/2

REDUCER TUBE SPLICER

PIG



Model [ΦD1-D2]	
Tube(Metric)	Tube(Inch)
PIG 6-4	PIG 1/4-5/32
PIG 8-6	PIG 5/16-1/4
PIG 10-8	PIG 3/8-5/16
PIG 12-10	PIG 1/2-3/8

MALE Y DOUBLE

PRX



Model [ΦD-T]	
Tube(Metric)-Thread(R)	Tube(Inch)-Thread(NPT)
PRX 4-01	PRX 5/32-N01
PRX 4-02	PRX 5/32-N02
PRX 4-03	PRX 5/32-N03
PRX 6-01	PRX 1/4-N01
PRX 6-02	PRX 1/4-N02
PRX 6-03	PRX 1/4-N03

MALE Y DOUBLE WITH G THREAD



Model [ΦD-T]
Tube(Metric)-Thread(G)
PRX 4-01
PRX 4-02
PRX 4-03
PRX 6-01
PRX 6-02
PRX 6-03



PNEUMATIC FITTINGS

PLASTIC PUSH IN FITTINGS WITH G THREAD

XHNOTION

MALE STRAIGHT

PC-G



Model [ΦD-T]	
Tube(Metric) - Thread(G)	
PC4-G01	PC10-G01
PC4-G02	PC10-G02
PC4-G03	PC10-G03
PC6-G01	PC10-G04
PC6-G02	PC12-G01
PC6-G03	PC12-G02
PC8-G01	PC12-G03
PC8-G02	PC12-G04
PC8-G03	PC16-G03
PC8-G04	PC16-G04

MALE ROUND STRAIGHT

POC-G



Model [ΦD-T]	
Tube(Metric) - Thread(G)	
POC4-G01	POC10-G01
POC4-G02	POC10-G02
POC4-G03	POC10-G03
POC6-G01	POC10-G04
POC6-G02	POC12-G01
POC6-G03	POC12-G02
POC8-G01	POC12-G03
POC8-G02	POC12-G04
POC8-G03	POC16-G03
POC8-G04	POC16-G04

FEMALE STRAIGHT

PCF-G



Model [ΦD-T]	
Tube(Metric) - Thread(G)	
PCF4-G01	PCF10-G01
PCF4-G02	PCF10-G02
PCF4-G03	PCF10-G03
PCF6-G01	PCF10-G04
PCF6-G02	PCF12-G01
PCF6-G03	PCF12-G02
PCF8-G01	PCF12-G03
PCF8-G02	PCF12-G04
PCF8-G03	PCF16-G03
PCF8-G04	PCF16-G04

MALE ELBOW

PL-G



Model [ΦD-T]	
Tube(Metric) - Thread(G)	
PL4-G01	PL10-G01
PL4-G02	PL10-G02
PL4-G03	PL10-G03
PL6-G01	PL10-G04
PL6-G02	PL12-G01
PL6-G03	PL12-G02
PL8-G01	PL12-G03
PL8-G02	PL12-G04
PL8-G03	PL16-G03
PL8-G04	PL16-G04

FEMALE ELBOW

PLF-G



Model [ΦD-T]	
Tube(Metric) - Thread(G)	
PLF4-G01	PLF10-G01
PLF4-G02	PLF10-G02
PLF4-G03	PLF10-G03
PLF6-G01	PLF10-G04
PLF6-G02	PLF12-G01
PLF6-G03	PLF12-G02
PLF8-G01	PLF12-G03
PLF8-G02	PLF12-G04
PLF8-G03	PLF16-G03
PLF8-G04	PLF16-G04

MALE 45 ELBOW

PLH-G



Model [ΦD-T]	
Tube(Metric) - Thread(G)	
PLH4-G01	PLH10-G01
PLH4-G02	PLH10-G02
PLH4-G03	PLH10-G03
PLH6-G01	PLH10-G04
PLH6-G02	PLH12-G01
PLH6-G03	PLH12-G02
PLH8-G01	PLH12-G03
PLH8-G02	PLH12-G04
PLH8-G03	PLH16-G03
PLH8-G04	PLH16-G04

EXTENDED MALE ELBOW

PLL-G



Model [ΦD-T]	
Tube(Metric) - Thread(G)	
PLL4-G01	PLL10-G01
PLL4-G02	PLL10-G02
PLL4-G03	PLL10-G03
PLL6-G01	PLL10-G04
PLL6-G02	PLL12-G01
PLL6-G03	PLL12-G02
PLL8-G01	PLL12-G03
PLL8-G02	PLL12-G04
PLL8-G03	PLL16-G03
PLL8-G04	PLL16-G04

MALE BRANCH TEE

PB-G



Model [ΦD-T]	
Tube(Metric) - Thread(G)	
PB4-G01	PB10-G01
PB4-G02	PB10-G02
PB4-G03	PB10-G03
PB6-G01	PB10-G04
PB6-G02	PB12-G01
PB6-G03	PB12-G02
PB8-G01	PB12-G03
PB8-G02	PB12-G04
PB8-G03	PB16-G03
PB8-G04	PB16-G04

FEMALE BRANCH TEE

PBF-G



Model [ΦD-T]	
Tube(Metric) - Thread(G)	
PBF4-G01	PBF10-G01
PBF4-G02	PBF10-G02
PBF4-G03	PBF10-G03
PBF6-G01	PBF10-G04
PBF6-G02	PBF12-G01
PBF6-G03	PBF12-G02
PBF8-G01	PBF12-G03
PBF8-G02	PBF12-G04
PBF8-G03	PBF16-G03
PBF8-G04	PBF16-G04

MALE RUN TEE

PD-G



Model [ΦD-T]	
Tube(Metric) - Thread(G)	
PD4-G01	PD10-G01
PD4-G02	PD10-G02
PD4-G03	PD10-G03
PD6-G01	PD10-G04
PD6-G02	PD12-G01
PD6-G03	PD12-G02
PD8-G01	PD12-G03
PD8-G02	PD12-G04
PD8-G03	PD16-G03
PD8-G04	PD16-G04

MALE Y

PX-G



Model [ΦD-T]	
Tube(Metric) - Thread(G)	
PX4-G01	PX10-G01
PX4-G02	PX10-G02
PX4-G03	PX10-G03
PX6-G01	PX10-G04
PX6-G02	PX12-G01
PX6-G03	PX12-G02
PX8-G01	PX12-G03
PX8-G02	PX12-G04
PX8-G03	PX16-G03
PX8-G04	PX16-G04

MALE BANJO

PH-G



Model [ΦD-T]	
Tube(Metric) - Thread(G)	
PH4-G01	PH10-G01
PH4-G02	PH10-G02
PH4-G03	PH10-G03
PH6-G01	PH10-G04
PH6-G02	PH12-G01
PH6-G03	PH12-G02
PH8-G01	PH12-G03
PH8-G02	PH12-G04
PH8-G03	PH16-G03
PH8-G04	PH16-G04

FEMALE BANJO

PHF-G



Model [ΦD-T]	
Tube(Metric) - Thread(G)	
PHF4-G01	PHF10-G01
PHF4-G02	PHF10-G02
PHF4-G03	PHF10-G03
PHF6-G01	PHF10-G04
PHF6-G02	PHF12-G01
PHF6-G03	PHF12-G02
PHF8-G01	PHF12-G03
PHF8-G02	PHF12-G04
PHF8-G03	PHF16-G03
PHF8-G04	PHF16-G04

TRIPLE BRANCH

PKB-G



Model [ΦD-T]	
Tube(Metric) - Thread(G)	
PKB4-G01	PKB10-G01
PKB4-G02	PKB10-G02
PKB4-G03	PKB10-G03
PKB6-G01	PKB10-G04
PKB6-G02	
PKB6-G03	
PKB8-G01	
PKB8-G02	
PKB8-G03	
PKB8-G04	

TRIPLE BRANCH REDUCER

PKD-G



Model [ΦD1-ΦD2-T]
Tube(Metric) - Thread(G)
PKD6-4-G01
PKD8-4-G02
PKD8-6-G02
PKD10-8-G02
PKD10-8-G03

☎+86 574 82823826 | Fax +86 574 82823825 | sales@xhnotion.com | Web: www.xhnotion.com



FEATURES

1. This mini quick fitting series is 40% smaller than the standard type tube fitting.
2. The ultra-small quick-fitting joint is used in pneumatic piping.
3. The ultra-small release ring facilitates connecting and disconnecting the tube.
4. Working Pressure: 0-150 Psi.
5. Working Temperature: 32 -140°F / 0-60°C.

Please add the letter "C" after model name for miniature fitting.

MALE STRAIGHT



Model [ΦD-T]		
Tube(Metric, Inch)-Thread(R, G, NPT, Metric)		
PC3-M3C	PC6-M6C	PC1/8-U10C
PC3-M5C	PC6-01C	PC1/8-N00C
PC3-M6C	PC6-G01C	PC1/8-N01C
PC4-M3C		PC5/32-U10C
PC4-M5C		PC5/32-N00C
PC4-M6C		PC5/32-N01C
PC4-01C		PC1/4-U10C
PC4-G01C		PC1/4-N00C
PC6-M5C		PC1/4-N01C

MALE ROUND STRAIGHT



Model [ΦD-T]		
Tube(Metric, Inch)-Thread(R, G, NPT, Metric)		
POC3-M3C	POC6-M6C	POC1/8-U10C
POC3-M5C	POC6-01C	POC1/8-N00C
POC3-M6C	POC6-G01C	POC1/8-N01C
POC4-M3C		POC5/32-U10C
POC4-M5C		POC5/32-N00C
POC4-M6C		POC5/32-N01C
POC4-01C		POC1/4-U10C
POC4-G01C		POC1/4-N00C
POC6-M5C		POC1/4-N01C

FEMALE STRAIGHT



Model [ΦD-T]		
Tube(Metric, Inch)-Thread(R, G, NPT, Metric)		
PCF3-M3C	PCF6-M6C	PCF1/8-U10C
PCF3-M5C	PCF6-01C	PCF1/8-N00C
PCF3-M6C	PCF6-G01C	PCF1/8-N01C
PCF4-M3C		PCF5/32-U10C
PCF4-M5C		PCF5/32-N00C
PCF4-M6C		PCF5/32-N01C
PCF4-01C		PCF1/4-U10C
PCF4-G01C		PCF1/4-N00C
PCF6-M5C		PCF1/4-N01C

MALE ELBOW



Model [ΦD-T]		
Tube(Metric, Inch)-Thread(R, G, NPT, Metric)		
PL3-M3C	PL6-M6C	PL1/8-U10C
PL3-M5C	PL6-01C	PL1/8-N00C
PL3-M6C	PL6-G01C	PL1/8-N01C
PL4-M3C		PL5/32-U10C
PL4-M5C		PL5/32-N00C
PL4-M6C		PL5/32-N01C
PL4-01C		PL1/4-U10C
PL4-G01C		PL1/4-N00C
PL6-M5C		PL1/4-N01C

PNEUMATIC FITTINGS

COMPACT PUSH IN FITTINGS

XHNOTION

EXTENDED MALE ELBOW

PLL-C



Model [ΦD-T]		
Tube(Metric, Inch)-Thread(R, G, NPT, Metric)		
PLL3-M3C	PLL6-M6C	PLL1/8-U10C
PLL3-M5C	PLL6-01C	PLL1/8-N00C
PLL3-M6C	PLL6-G01C	PLL1/8-N01C
PLL4-M3C		PLL5/32-U10C
PLL4-M5C		PLL5/32-N00C
PLL4-M6C		PLL5/32-N01C
PLL4-01C		PLL1/4-U10C
PLL4-G01C		PLL1/4-N00C
PLL6-M5C		PLL1/4-N01C

MALE BRANCH TEE

PB-C



Model [ΦD-T]		
Tube(Metric, Inch)-Thread(R, G, NPT, Metric)		
PB3-M3C	PB6-M6C	PB1/8-U10C
PB3-M5C	PB6-01C	PB1/8-N00C
PB3-M6C	PB6-G01C	PB1/8-N01C
PB4-M3C		PB5/32-U10C
PB4-M5C		PB5/32-N00C
PB4-M6C		PB5/32-N01C
PB4-01C		PB1/4-U10C
PB4-G01C		PB1/4-N00C
PB6-M5C		PB1/4-N01C

MALE RUN TEE

PD-C



Model [ΦD-T]		
Tube(Metric, Inch)-Thread(R, G, NPT, Metric)		
PD3-M3C	PD6-M6C	PD1/8-U10C
PD3-M5C	PD6-01C	PD1/8-N00C
PD3-M6C	PD6-G01C	PD1/8-N01C
PD4-M3C		PD5/32-U10C
PD4-M5C		PD5/32-N00C
PD4-M6C		PD5/32-N01C
PD4-01C		PD1/4-U10C
PD4-G01C		PD1/4-N00C
PD6-M5C		PD1/4-N01C

FLOW CONTROL VALVE

JSC-C



Model [ΦD-T]		
Tube(Metric, Inch)-Thread(R, G, NPT, Metric)		
JSC3-M3C	JSC6-M6C	JSC1/8-U10C
JSC3-M5C	JSC6-01C	JSC1/8-N00C
JSC3-M6C	JSC6-G01C	JSC1/8-N01C
JSC4-M3C		JSC5/32-U10C
JSC4-M5C		JSC5/32-N00C
JSC4-M6C		JSC5/32-N01C
JSC4-01C		JSC1/4-U10C
JSC4-G01C		JSC1/4-N00C
JSC6-M5C		JSC1/4-N01C

UNION STRAIGHT

PU-C



Model [ΦD]	
Tube(Metric)	Tube(Inch)
PU 3C	PU 1/8C
PU 4C	PU 5/32C
PU 6C	PU 1/4C

UNION ELBOW

PV-C



Model [ΦD]	
Tube(Metric)	Tube(Inch)
PV 3C	PV 1/8C
PV 4C	PV 5/32C
PV 6C	PV 1/4C

UNION TEE

PE-C



Model [ΦD]	
Tube(Metric)	Tube(Inch)
PE 3C	PE 1/8C
PE 4C	PE 5/32C
PE 6C	PE 1/4C

UNION Y

PY-C



Model [ΦD]	
Tube(Metric)	Tube(Inch)
PY 3C	PY 1/8C
PY 4C	PY 5/32C
PY 6C	PY 1/4C

BULKHEAD UNION

PM-C



Model [ΦD]	
Tube(Metric)	Tube(Inch)
PM 3C	PM 1/8C
PM 4C	PM 5/32C
PM 6C	PM 1/4C

REDUCER STRAIGHT

PU-C



Model [ΦD1-D2]	
Tube(Metric)	Tube(Inch)
PU 4-3C	
PU 6-3C	
PU 6-4C	

☎+86 574 82823826 | Fax +86 574 82823825 | sales@xhnotion.com | Web: www.xhnotion.com

FEATURES

1. Mainly installed in the air actuator.
2. Working Pressure: 0-150 Psi.
3. Working Temperature: 32 -140°F / 0-60℃ .

CASE IN USE

METER OUT:

The flow rate of air entering from the thread side can be controlled, whereas air entering from joint side comes out from the thread side at the same flow rate (not controlled).

METER IN:

The flow rate of air entering from the joint side can be controlled, whereas air entering from thread side come out from joint side at the same speed (not controlled).

FLAT TYPE:

The way to control of flow or control flow upon piping in accordance with the signal on the body.
Air flows from each side of valve.

MATERIAL DIAGRAM

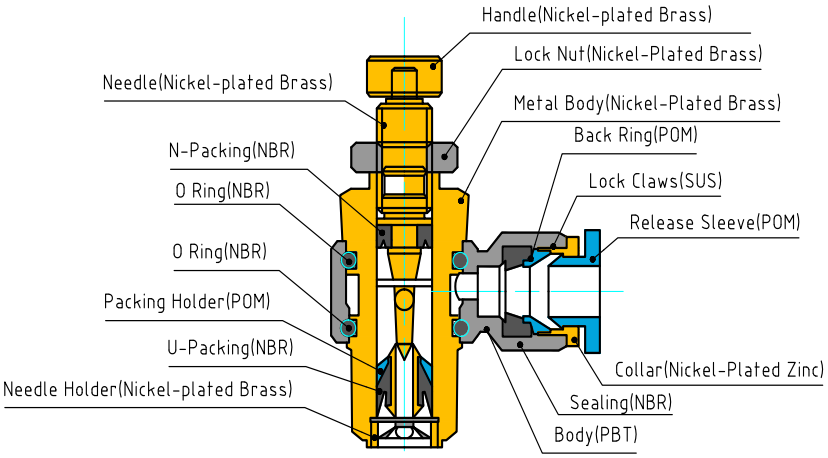

THROTTLE VALVE

JSC



Model [ΦD-T]							
Tube(Metric)-Thread(R)			Tube(Inch)-Thread(R)		Tube(Inch)-Thread(NPT)		
JSC 4-M5	JSC 6-03	JSC 12-01	JSC 5/32-01	JSC 3/8-02	JSC 1/8-U10	JSC 3/16-N03	JSC 3/8-N02
JSC 4-M6	JSC 8-01	JSC 12-02	JSC 5/32-02	JSC 3/8-03	JSC 1/8-N01	JSC 1/4-U10	JSC 3/8-N03
JSC 4-01	JSC 8-02	JSC 12-03	JSC 1/4-01	JSC 3/8-04	JSC 1/8-N02	JSC 1/4-N01	JSC 3/8-N04
JSC 4-02	JSC 8-03	JSC 12-04	JSC 1/4-02	JSC 1/2-02	JSC 5/32-U10	JSC 1/4-N02	JSC 1/2-N02
JSC 4-03	JSC 8-04	JSC 16-03	JSC 1/4-03	JSC 1/2-03	JSC 5/32-N01	JSC 1/4-N03	JSC 1/2-N03
JSC 6-M5	JSC 10-01	JSC 16-04	JSC 5/16-01	JSC 1/2-04	JSC 5/32-N02	JSC 5/16-N01	JSC 1/2-N04
JSC 6-M6	JSC 10-02		JSC 5/16-02		JSC 3/16-U10	JSC 5/16-N02	
JSC 6-01	JSC 10-03		JSC 5/16-03		JSC 3/16-N01	JSC 5/16-N03	
JSC 6-02	JSC 10-04		JSC 3/8-01		JSC 3/16-N02	JSC 3/8-N01	

THROTTLE VALVE

JSC-G



Model [ΦD-T]	
Tube(Metric) - Thread(G)	
JSC 4-G01	JSC 10-G01
JSC 4-G02	JSC 10-G02
JSC 4-G03	JSC 10-G03
JSC 6-G01	JSC 10-G04
JSC 6-G02	JSC 12-G01
JSC 6-G03	JSC 12-G02
JSC 8-G01	JSC 12-G03
JSC 8-G02	JSC 12-G04
JSC 8-G03	JSC 16-G03
JSC 8-G04	JSC 16-G04

THROTTLE VALVE

PA



Model [ΦD]	
Tube (Metric)	Tube (Inch)
PA 4	PA1/8
PA 6	PA 5/32
PA 8	PA 3/16
PA 10	PA 1/4
PA 12	PA 5/16
	PA 3/8
	PA 1/2

FEATURES

1. Hand valves are designed to turn on and off the airflow.
2. Two way and three way valves are available for all models.
3. Three way valve releases the residual internal pressure on the output side when manually closed.
4. Two way valve can be used for Vaccum. If you order two way valve, please add B after model name.
5. G-thread type is also available.
6. Working Pressure: 0-150 Psi.
7. Working Temperature: 32 -140°F / 0-60℃ .

MATERIAL DIAGRAM

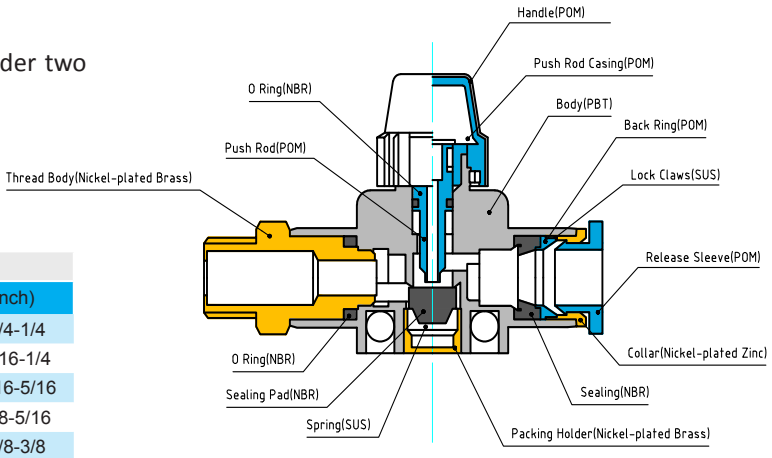

UNION STRAIGHT

HVFF



Model [ΦD]	
Tube(Metric)	Tube(Inch)
HVFF 6-6	HVFF 1/4-1/4
HVFF 8-6	HVFF 5/16-1/4
HVFF 8-8	HVFF 5/16-5/16
HVFF 10-8	HVFF 3/8-5/16
HVFF 10-10	HVFF 3/8-3/8
HVFF 12-10	HVFF 1/2-3/8
HVFF 12-12	HVFF 1/2-1/2

THREAD TO TUBE

HVSF



Model [ΦD-T]	
Tube(Metric, Inch)-Thread(R, NPT)	
HVSF 6-01	HVSF 1/4-N01
HVSF 6-02	HVSF 1/4-N02
HVSF 6-03	HVSF 1/4-N03
HVSF 8-01	HVSF 5/16-N01
HVSF 8-02	HVSF 5/16-N02
HVSF 8-03	HVSF 5/16-N03
HVSF 10-02	HVSF 3/8-N02
HVSF 10-03	HVSF 3/8-N03
HVSF 12-03	HVSF 1/2-N03
HVSF 12-04	HVSF 1/2-N04

TUBE TO THREAD

HVFS



Model [ΦD-T]	
Tube(Metric, Inch)-Thread(R, NPT)	
HVFS 6-01	HVFS 1/4-N01
HVFS 6-02	HVFS 1/4-N02
HVFS 6-03	HVFS 1/4-N03
HVFS 8-01	HVFS 5/16-N01
HVFS 8-02	HVFS 5/16-N02
HVFS 8-03	HVFS 5/16-N03
HVFS 10-02	HVFS 3/8-N02
HVFS 10-03	HVFS 3/8-N03
HVFS 12-03	HVFS 1/2-N03
HVFS 12-04	HVFS 1/2-N04

THREAD TO THREAD

HVSS



Model [T1-T2]	
Thread(R, NPT)	
HVSS 01-01	HVSS N01-N01
HVSS 02-01	HVSS N02-N01
HVSS 02-02	HVSS N02-N02
HVSS 03-02	HVSS N03-N02
HVSS 03-03	HVSS N03-N03
HVSS 04-03	HVSS N04-N03
HVSS 04-04	HVSS N04-N04

THREAD TO TUBE

HVSF-G



Model [ΦD-T]	
Tube(Metric, Inch)-Thread(G)	
HVSF 6-G01	HVSF 1/4-G01
HVSF 6-G02	HVSF 1/4-G02
HVSF 6-G03	HVSF 1/4-G03
HVSF 8-G01	HVSF 5/16-G01
HVSF 8-G02	HVSF 5/16-G02
HVSF 8-G03	HVSF 5/16-G03
HVSF 10-G02	HVSF 3/8-G02
HVSF 10-G03	HVSF 3/8-G03

TUBE TO THREAD



Model [ΦD-T]	
Tube(Metric, Inch)-Thread(G)	
HVFS 6-G01	HVFS 1/4-G01
HVFS 6-G02	HVFS 1/4-G02
HVFS 6-G03	HVFS 1/4-G03
HVFS 8-G01	HVFS 5/16-G01
HVFS 8-G02	HVFS 5/16-G02
HVFS 8-G03	HVFS 5/16-G03
HVFS 10-G02	HVFS 3/8-G02
HVFS 10-G03	HVFS 3/8-G03

THREAD TO THREAD

HVSS-G



Model [T1-T2]
Thread(G)
HVSS G01-G01
HVSS G02-G01
HVSS G02-G02
HVSS G03-G02
HVSS G03-G03
HVSS G04-G03
HVSS G04-G04

☎+86 574 82823826 | Fax +86 574 82823825 | sales@xhnotion.com | Web: www.xhnotion.com

CHECK VALVE

FEATURES

1. Check valve permits the air flow in one direction but stops it in the reverse direction.

2. Working Pressure: 1-10 bar.



Model [ΦD]	
Tube(Metric, Inch)	
CVPU 04	CVPU 5/32
CVPU 06	CVPU 1/4
CVPU 08	CVPU 5/16
CVPU 10	CVPU 3/8
CVPU 12	CVPU 1/2



Model [ΦD-T]			
Tube(Metric)-Thread(R)		Tube(Inch)-Thread(NPT)	
CVPC 4-M5	CVPC 10-03	CVPC 5/32-U10	CVPC 3/8-N03
CVPC 4-M6	CVPC 10-04	CVPC 5/32-N01	CVPC 3/8-N04
CVPC 4-01	CVPC 12-03	CVPC 1/4-U10	CVPC 1/2-N03
CVPC 6-01	CVPC 12-04	CVPC 1/4-N01	CVPC 1/2-N04
CVPC 6-02		CVPC 1/4-N02	
CVPC 8-01		CVPC 5/16-N01	
CVPC 8-02		CVPC 5/16-N02	



Model [ΦD-T]	
Tube(Metric)-Thread(G)	
CVPC 4-G01	CVPC 12-G03
CVPC 6-G01	CVPC 12-G04
CVPC 6-G02	
CVPC 8-G01	
CVPC 8-G02	
CVPC 10-G03	
CVPC 10-G04	



Model [T]			
Thread(R)-Thread(R)		Thread(NPT)-Thread(NPT)	
CVPF 01	BSPT 1/8"	CVPF N01	NPT 1/8"
CVPF 02	BSPT 1/4"	CVPF N02	NPT 1/4"
CVPF 03	BSPT 3/8"	CVPF N03	NPT 3/8"
CVPF 04	BSPT 1/2"	CVPF N04	NPT 1/2"



Model [T]	
Thread(G)-Thread(G)	
CVPF G01	G 1/8"
CVPF G02	G 1/4"
CVPF G03	G 3/8"
CVPF G04	G 1/2"

STOP FITTINGS

FEATURES

1. The air will stop upon disconnecting the tube.
2. Installed where pneumatic connections are changed frequently.
3. Working Pressure: 0-10 bar.



Model [ΦD]	
Tube(Metric, Inch)	
SPU 04	SPU 5/32
SPU 06	SPU 1/4
SPU 08	SPU 5/16
SPU 10	SPU 3/8
SPU 12	SPU 1/2



Model [ΦD-T]			
Tube(Metric)-Thread(R)		Tube(Inch)-Thread(NPT)	
SPC 4-01	SPC 12-03	SPC 5/32-N01	SPC 3/8-N04
SPC 6-01	SPC 12-04	SPC 1/4-U10	SPC 1/2-N03
SPC 6-02		SPC 1/4-N01	SPC 1/2-N04
SPC 8-01		SPC 1/4-N02	
SPC 8-02		SPC 5/16-N01	
SPC 10-03		SPC 5/16-N02	
SPC 10-04		SPC 3/8-N03	



Model [ΦD-T]	
Tube(Metric)-Thread(G)	
SPC 4-G01	SPC 12-G03
SPC 6-G01	SPC 12-G04
SPC 6-G02	
SPC 8-G01	
SPC 8-G02	
SPC 10-G03	
SPC 10-G04	



Model [ΦD-T]			
Tube(Metric)-Thread(R)		Tube(Inch)-Thread(NPT)	
SPL 4-01	SPL 12-03	SPL 5/32-N01	SPL 3/8-N04
SPL 6-01	SPL 12-04	SPL 1/4-U10	SPL 1/2-N03
SPL 6-02		SPL 1/4-N01	SPL 1/2-N04
SPL 8-01		SPL 1/4-N02	
SPL 8-02		SPL 5/16-N01	
SPL 10-03		SPL 5/16-N02	
SPL 10-04		SPL 3/8-N03	



Model [ΦD-T]	
Tube(Metric)-Thread(G)	
SPL 4-G01	SPL 12-G03
SPL 6-G01	SPL 12-G04
SPL 6-G02	
SPL 8-G01	
SPL 8-G02	
SPL 10-G03	
SPL 10-G04	

Technical data

Fluid	Air
Working pressure range	0-1 Mpa
Vacuum pressure	-100 Kpa
Temperature range	0℃ up to +60℃

Permitted rotary speed

Pipe size (mm)	4	6	8	10	12
Rotary speed (r.p.m.)	500	500	400	300	250

Structure

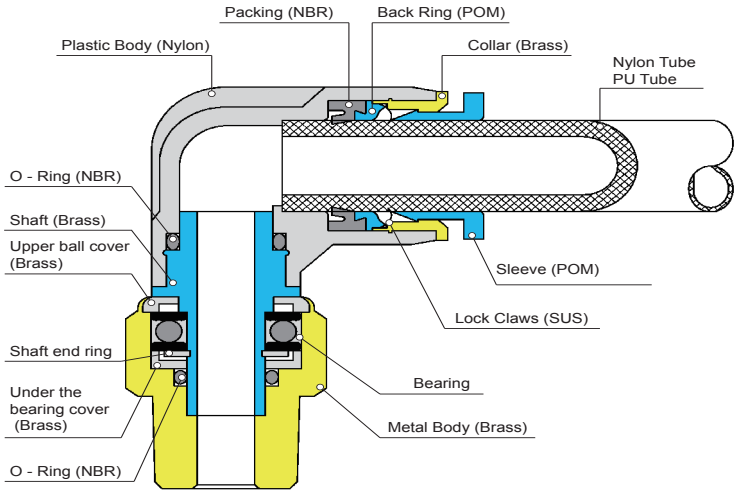

MALE STRAIGHT



Model [ΦD-T]							
Tube(Metric)-Thread(R)			Tube(Inch)-Thread(R)		Tube(Inch)-Thread(NPT)		
RC 4-M5	RC 6-03	RC 12-01	RC 5/32-01	RC 3/8-02	RC 1/8-U10	RC 3/16-N03	RC 3/8-N02
RC 4-M6	RC 8-01	RC 12-02	RC 5/32-02	RC 3/8-03	RC 1/8-N01	RC 1/4-U10	RC 3/8-N03
RC 4-01	RC 8-02	RC 12-03	RC 1/4-01	RC 3/8-04	RC 1/8-N02	RC 1/4-N01	RC 3/8-N04
RC 4-02	RC 8-03	RC 12-04	RC 1/4-02	RC 1/2-02	RC 5/32-U10	RC 1/4-N02	RC 1/2-N02
RC 4-03	RC 8-04	RC 14-03	RC 1/4-03	RC 1/2-03	RC 5/32-N01	RC 1/4-N03	RC 1/2-N03
RC 6-M5	RC 10-01	RC 14-04	RC 5/16-01	RC 1/2-04	RC 5/32-N02	RC 5/16-N01	RC 1/2-N04
RC 6-M6	RC 10-02	RC 16-03	RC 5/16-02		RC 3/16-U10	RC 5/16-N02	
RC 6-01	RC 10-03	RC 16-04	RC 5/16-03		RC 3/16-N01	RC 5/16-N03	
RC 6-02	RC 10-04		RC 3/8-01		RC 3/16-N02	RC 3/8-N01	

MALE ELBOW



Model [ΦD-T]							
Tube(Metric)-Thread(R)			Tube(Inch)-Thread(R)		Tube(Inch)-Thread(NPT)		
RL 4-M5	RL 6-03	RL 12-01	RL 5/32-01	RL 3/8-02	RL 1/8-U10	RL 3/16-N03	RL 3/8-N02
RL 4-M6	RL 8-01	RL 12-02	RL 5/32-02	RL 3/8-03	RL 1/8-N01	RL 1/4-U10	RL 3/8-N03
RL 4-01	RL 8-02	RL 12-03	RL 1/4-01	RL 3/8-04	RL 1/8-N02	RL 1/4-N01	RL 3/8-N04
RL 4-02	RL 8-03	RL 12-04	RL 1/4-02	RL 1/2-02	RL 5/32-U10	RL 1/4-N02	RL 1/2-N02
RL 4-03	RL 8-04	RL 14-03	RL 1/4-03	RL 1/2-03	RL 5/32-N01	RL 1/4-N03	RL 1/2-N03
RL 6-M5	RL 10-01	RL 14-04	RL 5/16-01	RL 1/2-04	RL 5/32-N02	RL 5/16-N01	RL 1/2-N04
RL 6-M6	RL 10-02	RL 16-03	RL 5/16-02		RL 3/16-U10	RL 5/16-N02	
RL 6-01	RL 10-03	RL 16-04	RL 5/16-03		RL 3/16-N01	RL 5/16-N03	
RL 6-02	RL 10-04		RL 3/8-01		RL 3/16-N02	RL 3/8-N01	

☎+86 574 82823826 | Fax +86 574 82823825 | sales@xhnotion.com | Web: www.xhnotion.com

Technical data

Fluid	Air
Working pressure range	0-1 Mpa
Pattern	2/2 way
Temperature range	0℃ up to +60℃

Structure

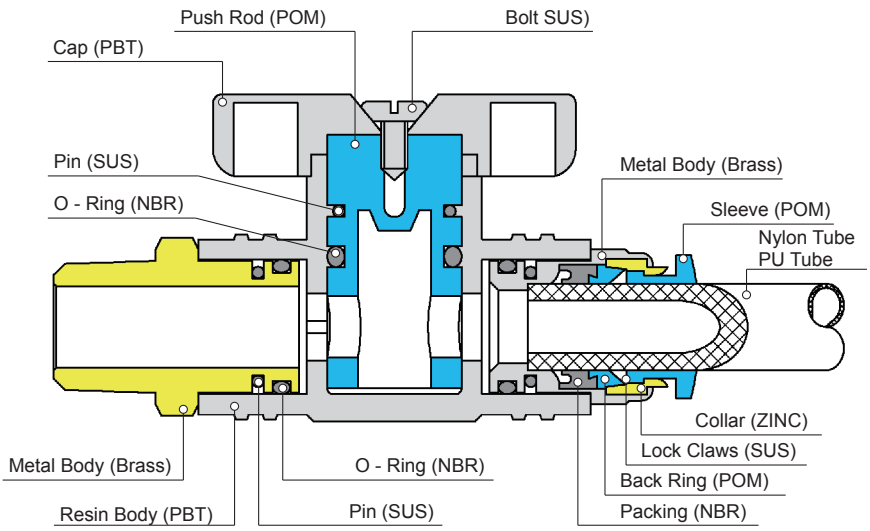

UNION STRAIGHT

BVU



Model [ΦD]	
Tube(Metric)	Tube(Inch)
BVU 6-6	BVU 1/4-1/4
BVU 8-6	BVU 5/16-1/4
BVU 8-8	BVU 5/16-5/16
BVU 10-8	BVU 3/8-5/16
BVU 10-10	BVU 3/8-3/8
BVU 12-10	BVU 1/2-3/8
BVU 12-12	BVU 1/2-1/2

THREAD TO THREAD

BVCC



Model [T1-T2]
Thread(G)
BVCC 01-01
BVCC 02-01
BVCC 02-02
BVCC 03-02
BVCC 03-03
BVCC 04-03
BVCC 04-04

THREAD TO TUBE

BVC-R



Model [ΦD-T]	
Tube(Metric, Inch)-Thread(R, NPT)	
BVC 6-01	BVC 1/4-N01
BVC 6-02	BVC 1/4-N02
BVC 6-03	BVC 1/4-N03
BVC 8-01	BVC 5/16-N01
BVC 8-02	BVC 5/16-N02
BVC 8-03	BVC 5/16-N03
BVC 10-02	BVC 3/8-N02
BVC 10-03	BVC 3/8-N03
BVC 12-03	BVC 1/2-N03
BVC 12-04	BVC 1/2-N04

TUBE TO THREAD



Model [ΦD-T]
Tube(Metric, Inch)-Thread(R, NPT)
BVC 6-G01
BVC 6-G02
BVC 6-G03
BVC 8-G01
BVC 8-G02
BVC 8-G03
BVC 10-G02
BVC 10-G03
BVC 12-G03
BVC 12-G04



METAL FITTING





SPECIFICATIONS

1. Fluid Type: compressed air (For other fluid, please contact us).
2. Working Pressure: -0.8~15 bar.
3. Application Tube: PU, PE, PA tubes.
4. Working Temperature: -10~60℃ .

HOW TO ORDER

MPL	06	02
Model Type MPL, MPL, MPE etc.	Tube Outer Diameter	Thread Size



MATERIAL DIAGRAM

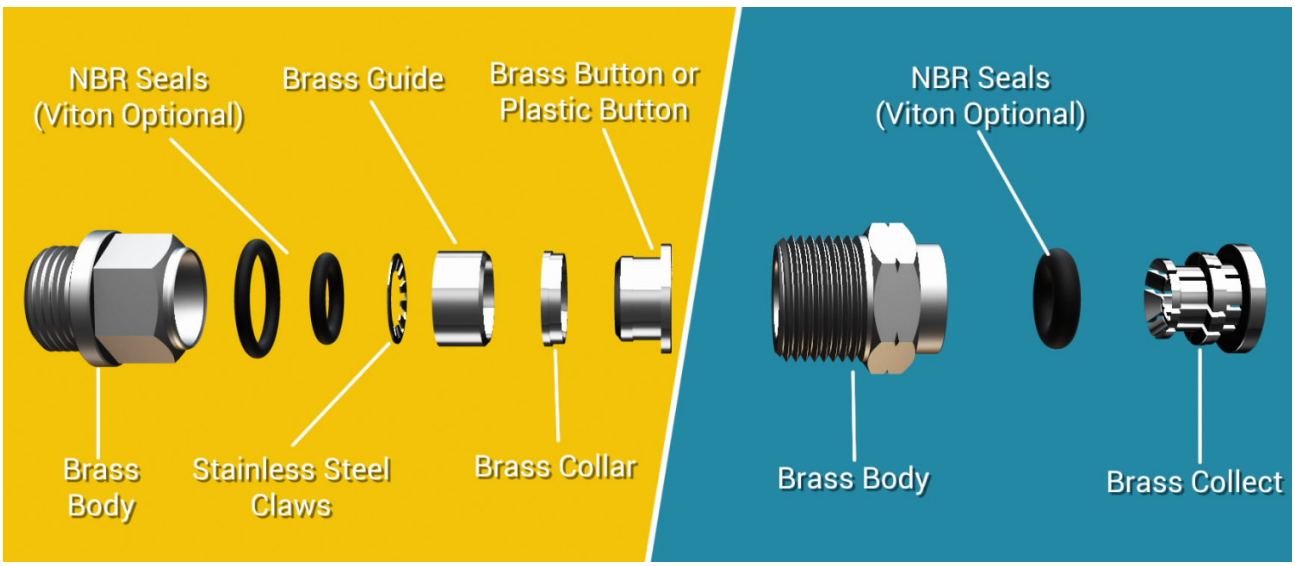

MALE STRAIGHT

MPC



Model [ΦD-T]							
Tube(Metric)-Thread(R)			Tube(Inch)-Thread(R)		Tube(Inch)-Thread(NPT)		
MPC 4-M5	MPC 6-03	MPC 12-01	MPC 5/32-01	MPC 3/8-02	MPC 1/8-U10	MPC 3/16-N03	MPC 3/8-N02
MPC 4-M6	MPC 8-01	MPC 12-02	MPC 5/32-02	MPC 3/8-03	MPC 1/8-N01	MPC 1/4-U10	MPC 3/8-N03
MPC 4-01	MPC 8-02	MPC 12-03	MPC 1/4-01	MPC 3/8-04	MPC 1/8-N02	MPC 1/4-N01	MPC 3/8-N04
MPC 4-02	MPC 8-03	MPC 12-04	MPC 1/4-02	MPC 1/2-02	MPC 5/32-U10	MPC 1/4-N02	MPC 1/2-N02
MPC 4-03	MPC 8-04	MPC 14-03	MPC 1/4-03	MPC 1/2-03	MPC 5/32-N01	MPC 1/4-N03	MPC 1/2-N03
MPC 6-M5	MPC 10-01	MPC 14-04	MPC 5/16-01	MPC 1/2-04	MPC 5/32-N02	MPC 5/16-N01	MPC 1/2-N04
MPC 6-M6	MPC 10-02	MPC 16-03	MPC 5/16-02		MPC 3/16-U10	MPC 5/16-N02	
MPC 6-01	MPC 10-03	MPC 16-04	MPC 5/16-03		MPC 3/16-N01	MPC 5/16-N03	
MPC 6-02	MPC 10-04		MPC 3/8-01		MPC 3/16-N02	MPC 3/8-N01	

ROUND MALE STRAIGHT

MPOC



Model [ΦD-T]							
Tube(Metric)-Thread(R)			Tube(Inch)-Thread(R)		Tube(Inch)-Thread(NPT)		
MPOC 4-M5	MPOC 6-03	MPOC 12-01	MPOC 5/32-01	MPOC 3/8-02	MPOC 1/8-U10	MPOC 3/16-N03	MPOC 3/8-N02
MPOC 4-M6	MPOC 8-01	MPOC 12-02	MPOC 5/32-02	MPOC 3/8-03	MPOC 1/8-N01	MPOC 1/4-U10	MPOC 3/8-N03
MPOC 4-01	MPOC 8-02	MPOC 12-03	MPOC 1/4-01	MPOC 3/8-04	MPOC 1/8-N02	MPOC 1/4-N01	MPOC 3/8-N04
MPOC 4-02	MPOC 8-03	MPOC 12-04	MPOC 1/4-02	MPOC 1/2-02	MPOC 5/32-U10	MPOC 1/4-N02	MPOC 1/2-N02
MPOC 4-03	MPOC 8-04	MPOC 14-03	MPOC 1/4-03	MPOC 1/2-03	MPOC 5/32-N01	MPOC 1/4-N03	MPOC 1/2-N03
MPOC 6-M5	MPOC 10-01	MPOC 14-04	MPOC 5/16-01	MPOC 1/2-04	MPOC 5/32-N02	MPOC 5/16-N01	MPOC 1/2-N04
MPOC 6-M6	MPOC 10-02	MPOC 16-03	MPOC 5/16-02		MPOC 3/16-U10	MPOC 5/16-N02	
MPOC 6-01	MPOC 10-03	MPOC 16-04	MPOC 5/16-03		MPOC 3/16-N01	MPOC 5/16-N03	
MPOC 6-02	MPOC 10-04		MPOC 3/8-01		MPOC 3/16-N02	MPOC 3/8-N01	

FEMALE STRAIGHT

MPLF



Model [ΦD-T]							
Tube(Metric)-Thread(R)			Tube(Inch)-Thread(R)		Tube(Inch)-Thread(NPT)		
MPLF 4-M5	MPLF 6-03	MPLF 12-01	MPLF 5/32-01	MPLF 3/8-02	MPLF 1/8-U10	MPLF 3/16-N03	MPLF 3/8-N02
MPLF 4-M6	MPLF 8-01	MPLF 12-02	MPLF 5/32-02	MPLF 3/8-03	MPLF 1/8-N01	MPLF 1/4-U10	MPLF 3/8-N03
MPLF 4-01	MPLF 8-02	MPLF 12-03	MPLF 1/4-01	MPLF 3/8-04	MPLF 1/8-N02	MPLF 1/4-N01	MPLF 3/8-N04
MPLF 4-02	MPLF 8-03	MPLF 12-04	MPLF 1/4-02	MPLF 1/2-02	MPLF 5/32-U10	MPLF 1/4-N02	MPLF 1/2-N02
MPLF 4-03	MPLF 8-04	MPLF 14-03	MPLF 1/4-03	MPLF 1/2-03	MPLF 5/32-N01	MPLF 1/4-N03	MPLF 1/2-N03
MPLF 6-M5	MPLF 10-01	MPLF 14-04	MPLF 5/16-01	MPLF 1/2-04	MPLF 5/32-N02	MPLF 5/16-N01	MPLF 1/2-N04
MPLF 6-M6	MPLF 10-02	MPLF 16-03	MPLF 5/16-02		MPLF 3/16-U10	MPLF 5/16-N02	
MPLF 6-01	MPLF 10-03	MPLF 16-04	MPLF 5/16-03		MPLF 3/16-N01	MPLF 5/16-N03	
MPLF 6-02	MPLF 10-04		MPLF 3/8-01		MPLF 3/16-N02	MPLF 3/8-N01	

MALE ELBOW

MPL



Model [ΦD-T]							
Tube(Metric)-Thread(R)			Tube(Inch)-Thread(R)		Tube(Inch)-Thread(NPT)		
MPL 4-M5	MPL 6-03	MPL 12-01	MPL 5/32-01	MPL 3/8-02	MPL 1/8-U10	MPL 3/16-N03	MPL 3/8-N02
MPL 4-M6	MPL 8-01	MPL 12-02	MPL 5/32-02	MPL 3/8-03	MPL 1/8-N01	MPL 1/4-U10	MPL 3/8-N03
MPL 4-01	MPL 8-02	MPL 12-03	MPL 1/4-01	MPL 3/8-04	MPL 1/8-N02	MPL 1/4-N01	MPL 3/8-N04
MPL 4-02	MPL 8-03	MPL 12-04	MPL 1/4-02	MPL 1/2-02	MPL 5/32-U10	MPL 1/4-N02	MPL 1/2-N02
MPL 4-03	MPL 8-04	MPL 14-03	MPL 1/4-03	MPL 1/2-03	MPL 5/32-N01	MPL 1/4-N03	MPL 1/2-N03
MPL 6-M5	MPL 10-01	MPL 14-04	MPL 5/16-01	MPL 1/2-04	MPL 5/32-N02	MPL 5/16-N01	MPL 1/2-N04
MPL 6-M6	MPL 10-02	MPL 16-03	MPL 5/16-02		MPL 3/16-U10	MPL 5/16-N02	
MPL 6-01	MPL 10-03	MPL 16-04	MPL 5/16-03		MPL 3/16-N01	MPL 5/16-N03	
MPL 6-02	MPL 10-04		MPL 3/8-01		MPL 3/16-N02	MPL 3/8-N01	

FEMALE ELBOW

MPLF



Model [ΦD-T]							
Tube(Metric)-Thread(R)			Tube(Inch)-Thread(R)		Tube(Inch)-Thread(NPT)		
MPLF 4-M5	MPLF 6-03	MPLF 12-01	MPLF 5/32-01	MPLF 3/8-02	MPLF 1/8-U10	MPLF 3/16-N03	MPLF 3/8-N02
MPLF 4-M6	MPLF 8-01	MPLF 12-02	MPLF 5/32-02	MPLF 3/8-03	MPLF 1/8-N01	MPLF 1/4-U10	MPLF 3/8-N03
MPLF 4-01	MPLF 8-02	MPLF 12-03	MPLF 1/4-01	MPLF 3/8-04	MPLF 1/8-N02	MPLF 1/4-N01	MPLF 3/8-N04
MPLF 4-02	MPLF 8-03	MPLF 12-04	MPLF 1/4-02	MPLF 1/2-02	MPLF 5/32-U10	MPLF 1/4-N02	MPLF 1/2-N02
MPLF 4-03	MPLF 8-04	MPLF 14-03	MPLF 1/4-03	MPLF 1/2-03	MPLF 5/32-N01	MPLF 1/4-N03	MPLF 1/2-N03
MPLF 6-M5	MPLF 10-01	MPLF 14-04	MPLF 5/16-01	MPLF 1/2-04	MPLF 5/32-N02	MPLF 5/16-N01	MPLF 1/2-N04
MPLF 6-M6	MPLF 10-02	MPLF 16-03	MPLF 5/16-02		MPLF 3/16-U10	MPLF 5/16-N02	
MPLF 6-01	MPLF 10-03	MPLF 16-04	MPLF 5/16-03		MPLF 3/16-N01	MPLF 5/16-N03	
MPLF 6-02	MPLF 10-04		MPLF 3/8-01		MPLF 3/16-N02	MPLF 3/8-N01	

☎+86 574 82823826 | Fax +86 574 82823825 | sales@xhnotion.com | Web: www.xhnotion.com

EXTENDED MALE ELBOW

MPLL



Model [ΦD-T]								
Tube(Metric)-Thread(R)			Tube(Inch)-Thread(R)		Tube(Inch)-Thread(NPT)			
MPLL 4-M5	MPLL 6-03	MPLL 12-01	MPLL 5/32-01	MPLL 3/8-02	MPLL 1/8-U10	MPLL 3/16-N03	MPLL 3/8-N02	
MPLL 4-M6	MPLL 8-01	MPLL 12-02	MPLL 5/32-02	MPLL 3/8-03	MPLL 1/8-N01	MPLL 1/4-U10	MPLL 3/8-N03	
MPLL 4-01	MPLL 8-02	MPLL 12-03	MPLL 1/4-01	MPLL 3/8-04	MPLL 1/8-N02	MPLL 1/4-N01	MPLL 3/8-N04	
MPLL 4-02	MPLL 8-03	MPLL 12-04	MPLL 1/4-02	MPLL 1/2-02	MPLL 5/32-U10	MPLL 1/4-N02	MPLL 1/2-N02	
MPLL 4-03	MPLL 8-04	MPLL 14-03	MPLL 1/4-03	MPLL 1/2-03	MPLL 5/32-N01	MPLL 1/4-N03	MPLL 1/2-N03	
MPLL 6-M5	MPLL 10-01	MPLL 14-04	MPLL 5/16-01	MPLL 1/2-04	MPLL 5/32-N02	MPLL 5/16-N01	MPLL 1/2-N04	
MPLL 6-M6	MPLL 10-02	MPLL 16-03	MPLL 5/16-02		MPLL 3/16-U10	MPLL 5/16-N02		
MPLL 6-01	MPLL 10-03	MPLL 16-04	MPLL 5/16-03		MPLL 3/16-N01	MPLL 5/16-N03		
MPLL 6-02	MPLL 10-04		MPLL 3/8-01		MPLL 3/16-N02	MPLL 3/8-N01		

MALE TEE

MPB



Model [ΦD-T]							
Tube(Metric)-Thread(R)			Tube(Inch)-Thread(R)		Tube(Inch)-Thread(NPT)		
MPB 4-M5	MPB 6-03	MPB 12-01	MPB 5/32-01	MPB 3/8-02	MPB 1/8-U10	MPB 3/16-N03	MPB 3/8-N02
MPB 4-M6	MPB 8-01	MPB 12-02	MPB 5/32-02	MPB 3/8-03	MPB 1/8-N01	MPB 1/4-U10	MPB 3/8-N03
MPB 4-01	MPB 8-02	MPB 12-03	MPB 1/4-01	MPB 3/8-04	MPB 1/8-N02	MPB 1/4-N01	MPB 3/8-N04
MPB 4-02	MPB 8-03	MPB 12-04	MPB 1/4-02	MPB 1/2-02	MPB 5/32-U10	MPB 1/4-N02	MPB 1/2-N02
MPB 4-03	MPB 8-04	MPB 14-03	MPB 1/4-03	MPB 1/2-03	MPB 5/32-N01	MPB 1/4-N03	MPB 1/2-N03
MPB 6-M5	MPB 10-01	MPB 14-04	MPB 5/16-01	MPB 1/2-04	MPB 5/32-N02	MPB 5/16-N01	MPB 1/2-N04
MPB 6-M6	MPB 10-02	MPB 16-03	MPB 5/16-02		MPB 3/16-U10	MPB 5/16-N02	
MPB 6-01	MPB 10-03	MPB 16-04	MPB 5/16-03		MPB 3/16-N01	MPB 5/16-N03	
MPB 6-02	MPB 10-04		MPB 3/8-01		MPB 3/16-N02	MPB 3/8-N01	

MALE RUN TEE

MPD



Model [ΦD-T]							
Tube(Metric)-Thread(R)			Tube(Inch)-Thread(R)		Tube(Inch)-Thread(NPT)		
MPD 4-M5	MPD 6-03	MPD 12-01	MPD 5/32-01	MPD 3/8-02	MPD 1/8-U10	MPD 3/16-N03	MPD 3/8-N02
MPD 4-M6	MPD 8-01	MPD 12-02	MPD 5/32-02	MPD 3/8-03	MPD 1/8-N01	MPD 1/4-U10	MPD 3/8-N03
MPD 4-01	MPD 8-02	MPD 12-03	MPD 1/4-01	MPD 3/8-04	MPD 1/8-N02	MPD 1/4-N01	MPD 3/8-N04
MPD 4-02	MPD 8-03	MPD 12-04	MPD 1/4-02	MPD 1/2-02	MPD 5/32-U10	MPD 1/4-N02	MPD 1/2-N02
MPD 4-03	MPD 8-04	MPD 14-03	MPD 1/4-03	MPD 1/2-03	MPD 5/32-N01	MPD 1/4-N03	MPD 1/2-N03
MPD 6-M5	MPD 10-01	MPD 14-04	MPD 5/16-01	MPD 1/2-04	MPD 5/32-N02	MPD 5/16-N01	MPD 1/2-N04
MPD 6-M6	MPD 10-02	MPD 16-03	MPD 5/16-02		MPD 3/16-U10	MPD 5/16-N02	
MPD 6-01	MPD 10-03	MPD 16-04	MPD 5/16-03		MPD 3/16-N01	MPD 5/16-N03	
MPD 6-02	MPD 10-04		MPD 3/8-01		MPD 3/16-N02	MPD 3/8-N01	

MALE Y

MPX



Model [ΦD-T]							
Tube(Metric)-Thread(R)			Tube(Inch)-Thread(R)		Tube(Inch)-Thread(NPT)		
MPX 4-M5	MPX 6-03	MPX 12-01	MPX 5/32-01	MPX 3/8-02	MPX 1/8-U10	MPX 3/16-N03	MPX 3/8-N02
MPX 4-M6	MPX 8-01	MPX 12-02	MPX 5/32-02	MPX 3/8-03	MPX 1/8-N01	MPX 1/4-U10	MPX 3/8-N03
MPX 4-01	MPX 8-02	MPX 12-03	MPX 1/4-01	MPX 3/8-04	MPX 1/8-N02	MPX 1/4-N01	MPX 3/8-N04
MPX 4-02	MPX 8-03	MPX 12-04	MPX 1/4-02	MPX 1/2-02	MPX 5/32-U10	MPX 1/4-N02	MPX 1/2-N02
MPX 4-03	MPX 8-04	MPX 14-03	MPX 1/4-03	MPX 1/2-03	MPX 5/32-N01	MPX 1/4-N03	MPX 1/2-N03
MPX 6-M5	MPX 10-01	MPX 14-04	MPX 5/16-01	MPX 1/2-04	MPX 5/32-N02	MPX 5/16-N01	MPX 1/2-N04
MPX 6-M6	MPX 10-02	MPX 16-03	MPX 5/16-02		MPX 3/16-U10	MPX 5/16-N02	
MPX 6-01	MPX 10-03	MPX 16-04	MPX 5/16-03		MPX 3/16-N01	MPX 5/16-N03	
MPX 6-02	MPX 10-04		MPX 3/8-01		MPX 3/16-N02	MPX 3/8-N01	

BULKHEAD FEMALE

MPMF



Model [ΦD-T]							
Tube(Metric)-Thread(R)			Tube(Inch)-Thread(R)		Tube(Inch)-Thread(NPT)		
MPMF 4-M5	MPMF 6-03	MPMF 12-01	MPMF 5/32-01	MPMF 3/8-02	MPMF 1/8-U10	MPMF 3/16-N03	MPMF 3/8-N02
MPMF 4-M6	MPMF 8-01	MPMF 12-02	MPMF 5/32-02	MPMF 3/8-03	MPMF 1/8-N01	MPMF 1/4-U10	MPMF 3/8-N03
MPMF 4-01	MPMF 8-02	MPMF 12-03	MPMF 1/4-01	MPMF 3/8-04	MPMF 1/8-N02	MPMF 1/4-N01	MPMF 3/8-N04
MPMF 4-02	MPMF 8-03	MPMF 12-04	MPMF 1/4-02	MPMF 1/2-02	MPMF 5/32-U10	MPMF 1/4-N02	MPMF 1/2-N02
MPMF 4-03	MPMF 8-04	MPMF 14-03	MPMF 1/4-03	MPMF 1/2-03	MPMF 5/32-N01	MPMF 1/4-N03	MPMF 1/2-N03
MPMF 6-M5	MPMF 10-01	MPMF 14-04	MPMF 5/16-01	MPMF 1/2-04	MPMF 5/32-N02	MPMF 5/16-N01	MPMF 1/2-N04
MPMF 6-M6	MPMF 10-02	MPMF 16-03	MPMF 5/16-02		MPMF 3/16-U10	MPMF 5/16-N02	
MPMF 6-01	MPMF 10-03	MPMF 16-04	MPMF 5/16-03		MPMF 3/16-N01	MPMF 5/16-N03	
MPMF 6-02	MPMF 10-04		MPMF 3/8-01		MPMF 3/16-N02	MPMF 3/8-N01	

MALE BANJO

MPH



Model [ΦD-T]							
Tube(Metric)-Thread(R)			Tube(Inch)-Thread(R)		Tube(Inch)-Thread(NPT)		
MPH 4-M5	MPH 6-03	MPH 12-01	MPH 5/32-01	MPH 3/8-02	MPH 1/8-U10	MPH 3/16-N03	MPH 3/8-N02
MPH 4-M6	MPH 8-01	MPH 12-02	MPH 5/32-02	MPH 3/8-03	MPH 1/8-N01	MPH 1/4-U10	MPH 3/8-N03
MPH 4-01	MPH 8-02	MPH 12-03	MPH 1/4-01	MPH 3/8-04	MPH 1/8-N02	MPH 1/4-N01	MPH 3/8-N04
MPH 4-02	MPH 8-03	MPH 12-04	MPH 1/4-02	MPH 1/2-02	MPH 5/32-U10	MPH 1/4-N02	MPH 1/2-N02
MPH 4-03	MPH 8-04	MPH 14-03	MPH 1/4-03	MPH 1/2-03	MPH 5/32-N01	MPH 1/4-N03	MPH 1/2-N03
MPH 6-M5	MPH 10-01	MPH 14-04	MPH 5/16-01	MPH 1/2-04	MPH 5/32-N02	MPH 5/16-N01	MPH 1/2-N04
MPH 6-M6	MPH 10-02	MPH 16-03	MPH 5/16-02		MPH 3/16-U10	MPH 5/16-N02	
MPH 6-01	MPH 10-03	MPH 16-04	MPH 5/16-03		MPH 3/16-N01	MPH 5/16-N03	
MPH 6-02	MPH 10-04		MPH 3/8-01		MPH 3/16-N02	MPH 3/8-N01	

FEMALE BANJO

MPHF



Model [ΦD-T]							
Tube(Metric)-Thread(R)			Tube(Inch)-Thread(R)		Tube(Inch)-Thread(NPT)		
MPHF 4-M5	MPHF 6-03	MPHF 12-01	MPHF 5/32-01	MPHF 3/8-02	MPHF 1/8-U10	MPHF 3/16-N03	MPHF 3/8-N02
MPHF 4-M6	MPHF 8-01	MPHF 12-02	MPHF 5/32-02	MPHF 3/8-03	MPHF 1/8-N01	MPHF 1/4-U10	MPHF 3/8-N03
MPHF 4-01	MPHF 8-02	MPHF 12-03	MPHF 1/4-01	MPHF 3/8-04	MPHF 1/8-N02	MPHF 1/4-N01	MPHF 3/8-N04
MPHF 4-02	MPHF 8-03	MPHF 12-04	MPHF 1/4-02	MPHF 1/2-02	MPHF 5/32-U10	MPHF 1/4-N02	MPHF 1/2-N02
MPHF 4-03	MPHF 8-04	MPHF 14-03	MPHF 1/4-03	MPHF 1/2-03	MPHF 5/32-N01	MPHF 1/4-N03	MPHF 1/2-N03
MPHF 6-M5	MPHF 10-01	MPHF 14-04	MPHF 5/16-01	MPHF 1/2-04	MPHF 5/32-N02	MPHF 5/16-N01	MPHF 1/2-N04
MPHF 6-M6	MPHF 10-02	MPHF 16-03	MPHF 5/16-02		MPHF 3/16-U10	MPHF 5/16-N02	
MPHF 6-01	MPHF 10-03	MPHF 16-04	MPHF 5/16-03		MPHF 3/16-N01	MPHF 5/16-N03	
MPHF 6-02	MPHF 10-04		MPHF 3/8-01		MPHF 3/16-N02	MPHF 3/8-N01	

MALE PLUG IN

MPLJ



Model [ΦD-T]							
Tube(Metric)-Thread(R)			Tube(Inch)-Thread(R)		Tube(Inch)-Thread(NPT)		
MPLJ 4-M5	MPLJ 6-03	MPLJ 12-01	MPLJ 5/32-01	MPLJ 3/8-02	MPLJ 1/8-U10	MPLJ 3/16-N03	MPLJ 3/8-N02
MPLJ 4-M6	MPLJ 8-01	MPLJ 12-02	MPLJ 5/32-02	MPLJ 3/8-03	MPLJ 1/8-N01	MPLJ 1/4-U10	MPLJ 3/8-N03
MPLJ 4-01	MPLJ 8-02	MPLJ 12-03	MPLJ 1/4-01	MPLJ 3/8-04	MPLJ 1/8-N02	MPLJ 1/4-N01	MPLJ 3/8-N04
MPLJ 4-02	MPLJ 8-03	MPLJ 12-04	MPLJ 1/4-02	MPLJ 1/2-02	MPLJ 5/32-U10	MPLJ 1/4-N02	MPLJ 1/2-N02
MPLJ 4-03	MPLJ 8-04	MPLJ 14-03	MPLJ 1/4-03	MPLJ 1/2-03	MPLJ 5/32-N01	MPLJ 1/4-N03	MPLJ 1/2-N03
MPLJ 6-M5	MPLJ 10-01	MPLJ 14-04	MPLJ 5/16-01	MPLJ 1/2-04	MPLJ 5/32-N02	MPLJ 5/16-N01	MPLJ 1/2-N04
MPLJ 6-M6	MPLJ 10-02	MPLJ 16-03	MPLJ 5/16-02		MPLJ 3/16-U10	MPLJ 5/16-N02	
MPLJ 6-01	MPLJ 10-03	MPLJ 16-04	MPLJ 5/16-03		MPLJ 3/16-N01	MPLJ 5/16-N03	
MPLJ 6-02	MPLJ 10-04		MPLJ 3/8-01		MPLJ 3/16-N02	MPLJ 3/8-N01	

FEMALE PLUG IN

MPLFJ



Model [ΦD-T]							
Tube(Metric)-Thread(R)			Tube(Inch)-Thread(R)		Tube(Inch)-Thread(NPT)		
MPLFJ 4-M5	MPLFJ 6-03	MPLFJ 12-01	MPLFJ 5/32-01	MPLFJ 3/8-02	MPLFJ 1/8-U10	MPLFJ 3/16-N03	MPLFJ 3/8-N02
MPLFJ 4-M6	MPLFJ 8-01	MPLFJ 12-02	MPLFJ 5/32-02	MPLFJ 3/8-03	MPLFJ 1/8-N01	MPLFJ 1/4-U10	MPLFJ 3/8-N03
MPLFJ 4-01	MPLFJ 8-02	MPLFJ 12-03	MPLFJ 1/4-01	MPLFJ 3/8-04	MPLFJ 1/8-N02	MPLFJ 1/4-N01	MPLFJ 3/8-N04
MPLFJ 4-02	MPLFJ 8-03	MPLFJ 12-04	MPLFJ 1/4-02	MPLFJ 1/2-02	MPLFJ 5/32-U10	MPLFJ 1/4-N02	MPLFJ 1/2-N02
MPLFJ 4-03	MPLFJ 8-04	MPLFJ 14-03	MPLFJ 1/4-03	MPLFJ 1/2-03	MPLFJ 5/32-N01	MPLFJ 1/4-N03	MPLFJ 1/2-N03
MPLFJ 6-M5	MPLFJ 10-01	MPLFJ 14-04	MPLFJ 5/16-01	MPLFJ 1/2-04	MPLFJ 5/32-N02	MPLFJ 5/16-N01	MPLFJ 1/2-N04
MPLFJ 6-M6	MPLFJ 10-02	MPLFJ 16-03	MPLFJ 5/16-02		MPLFJ 3/16-U10	MPLFJ 5/16-N02	
MPLFJ 6-01	MPLFJ 10-03	MPLFJ 16-04	MPLFJ 5/16-03		MPLFJ 3/16-N01	MPLFJ 5/16-N03	
MPLFJ 6-02	MPLFJ 10-04		MPLFJ 3/8-01		MPLFJ 3/16-N02	MPLFJ 3/8-N01	

SPEED CONTROLLER

MSC



Model [ΦD-T]							
Tube(Metric)-Thread(R)			Tube(Inch)-Thread(R)		Tube(Inch)-Thread(NPT)		
MSC 4-M5	MSC 6-03	MSC 12-01	MSC 5/32-01	MSC 3/8-02	MSC 1/8-U10	MSC 3/16-N03	MSC 3/8-N02
MSC 4-M6	MSC 8-01	MSC 12-02	MSC 5/32-02	MSC 3/8-03	MSC 1/8-N01	MSC 1/4-U10	MSC 3/8-N03
MSC 4-01	MSC 8-02	MSC 12-03	MSC 1/4-01	MSC 3/8-04	MSC 1/8-N02	MSC 1/4-N01	MSC 3/8-N04
MSC 4-02	MSC 8-03	MSC 12-04	MSC 1/4-02	MSC 1/2-02	MSC 5/32-U10	MSC 1/4-N02	MSC 1/2-N02
MSC 4-03	MSC 8-04	MSC 14-03	MSC 1/4-03	MSC 1/2-03	MSC 5/32-N01	MSC 1/4-N03	MSC 1/2-N03
MSC 6-M5	MSC 10-01	MSC 14-04	MSC 5/16-01	MSC 1/2-04	MSC 5/32-N02	MSC 5/16-N01	MSC 1/2-N04
MSC 6-M6	MSC 10-02	MSC 16-03	MSC 5/16-02		MSC 3/16-U10	MSC 5/16-N02	
MSC 6-01	MSC 10-03	MSC 16-04	MSC 5/16-03		MSC 3/16-N01	MSC 5/16-N03	
MSC 6-02	MSC 10-04		MSC 3/8-01		MSC 3/16-N02	MSC 3/8-N01	

☎+86 574 82823826 | Fax +86 574 82823825 | sales@xhnotion.com | Web: www.xhnotion.com

UNION STRAIGHT

MPU



Model [ΦD]	
Tube(Metric)	Tube(Inch)
MPU 3	MPU 1/8
MPU 4	MPU 5/32
MPU 5	MPU 3/16
MPU 6	MPU 1/4
MPU 8	MPU 5/16
MPU 10	MPU 3/8
MPU 12	MPU 1/2
MPU 14	
MPU 16	

UNION ELBOW

MPV



Model [ΦD]	
Tube(Metric)	Tube(Inch)
MPV 3	MPV 1/8
MPV 4	MPV 5/32
MPV 5	MPV 3/16
MPV 6	MPV 1/4
MPV 8	MPV 5/16
MPV 10	MPV 3/8
MPV 12	MPV 1/2
MPV 14	
MPV 16	

UNION TEE

MPE



Model [ΦD]	
Tube(Metric)	Tube(Inch)
MPE 3	MPE 1/8
MPE 4	MPE 5/32
MPE 5	MPE 3/16
MPE 6	MPE 1/4
MPE 8	MPE 5/16
MPE 10	MPE 3/8
MPE 12	MPE 1/2
MPE 14	
MPE 16	

UNION Y

MPY



Model [ΦD]	
Tube(Metric)	Tube(Inch)
MPY 3	MPY 1/8
MPY 4	MPY 5/32
MPY 5	MPY 3/16
MPY 6	MPY 1/4
MPY 8	MPY 5/16
MPY 10	MPY 3/8
MPY 12	MPY 1/2
MPY 14	
MPY 16	

UNION BULKHEAD

MPM



Model [ΦD]	
Tube(Metric)	Tube(Inch)
MPM 3	MPM 1/8
MPM 4	MPM 5/32
MPM 5	MPM 3/16
MPM 6	MPM 1/4
MPM 8	MPM 5/16
MPM 10	MPM 3/8
MPM 12	MPM 1/2
MPM 14	
MPM 16	

UNION CROSS

MPZA



Model [ΦD]	
Tube(Metric)	Tube(Inch)
MPZA 3	MPZA 1/8
MPZA 4	MPZA 5/32
MPZA 5	MPZA 3/16
MPZA 6	MPZA 1/4
MPZA 8	MPZA 5/16
MPZA 10	MPZA 3/8
MPZA 12	MPZA 1/2
MPZA 14	
MPZA 16	

PLUG

MPP



Model [ΦD]	
Tube(Metric)	Tube(Inch)
MPP 3	MPP 1/8
MPP 4	MPP 5/32
MPP 5	MPP 3/16
MPP 6	MPP 1/4
MPP 8	MPP 5/16
MPP 10	MPP 3/8
MPP 12	MPP 1/2
MPP 14	
MPP 16	

CAP

MPPF



Model [ΦD]	
Tube(Metric)	Tube(Inch)
MPPF 3	MPPF 1/8
MPPF 4	MPPF 5/32
MPPF 5	MPPF 3/16
MPPF 6	MPPF 1/4
MPPF 8	MPPF 5/16
MPPF 10	MPPF 3/8
MPPF 12	MPPF 1/2
MPPF 14	
MPPF 16	

UNION REDUCER

ΦD1 MPG



Model [ΦD1-D2]	
Tube(Metric)	Tube(Inch)
MPG 6-4	MPG 3/16-5/32
MPG 8-4	MPG 1/4-5/32
MPG 8-6	MPG 5/16-1/4
MPG 10-6	MPG 3/8-1/4
MPG 10-8	MPG 3/8-5/16
MPG 12-8	MPG 1/2-3/8
MPG 12-10	
MPG 14-12	
MPG 16-12	

UNION TEE REDUCER

MPEG



Model [ΦD1-D2]	
Tube(Metric)	Tube(Inch)
MPEG 6-4	MPEG 3/16-5/32
MPEG 8-4	MPEG 1/4-5/32
MPEG 8-6	MPEG 5/16-1/4
MPEG 10-6	MPEG 3/8-1/4
MPEG 10-8	MPEG 3/8-5/16
MPEG 12-8	MPEG 1/2-3/8
MPEG 12-10	
MPEG 14-12	
MPEG 16-12	

PLUG IN REDUCER

MPGJ



Model [ΦD1-D2]	
Tube(Metric)	Tube(Inch)
MPGJ 6-4	MPGJ 1/4-5/32
MPGJ 8-4	MPGJ 5/16-5/32
MPGJ 8-6	MPGJ 5/16-1/4
MPGJ 10-6	MPGJ 3/8-1/4
MPGJ 10-8	MPGJ 3/8-5/16
MPGJ 12-8	MPGJ 1/2-3/8
MPGJ 12-10	

PLUG IN ELBOW

MPLJ



Model [ΦD]	
Tube(Metric)	Tube(Inch)
MPLJ 3	MPLJ 1/8
MPLJ 4	MPLJ 5/32
MPLJ 5	MPLJ 3/16
MPLJ 6	MPLJ 1/4
MPLJ 8	MPLJ 5/16
MPLJ 10	MPLJ 3/8
MPLJ 12	MPLJ 1/2

PLUG IN REDUCER ELBOW

MPLGJ



Model [ΦD1-D2]	
Tube(Metric)	Tube(Inch)
MPLGJ 6-4	MPLGJ 3/16-5/32
MPLGJ 8-4	MPLGJ 1/4-5/32
MPLGJ 8-6	MPLGJ 5/16-1/4
MPLGJ 10-6	MPLGJ 3/8-1/4
MPLGJ 10-8	MPLGJ 3/8-5/16
MPLGJ 12-8	MPLGJ 1/2-3/8
MPLGJ 12-10	

PLUG IN TEE

MPEJ



Model [ΦD]	
Tube(Metric)	Tube(Inch)
MPEJ 3	MPEJ 1/8
MPEJ 4	MPEJ 5/32
MPEJ 5	MPEJ 3/16
MPEJ 6	MPEJ 1/4
MPEJ 8	MPEJ 5/16
MPEJ 10	MPEJ 3/8
MPEJ 12	MPEJ 1/2

PLUG IN REDUCER TEE

MPEGJ



Model [ΦD1-D2]	
Tube(Metric)	Tube(Inch)
MPEGJ 6-4	MPEGJ 3/16-5/32
MPEGJ 8-4	MPEGJ 1/4-5/32
MPEGJ 8-6	MPEGJ 5/16-1/4
MPEGJ 10-6	MPEGJ 3/8-1/4
MPEGJ 10-8	MPEGJ 3/8-5/16
MPEGJ 12-8	MPEGJ 1/2-3/8
MPEGJ 12-10	

PLUN IN RUN TEE

MPDJ



Model [ΦD]	
Tube(Metric)	Tube(Inch)
MPDJ 3	MPDJ 1/8
MPDJ 4	MPDJ 5/32
MPDJ 5	MPDJ 3/16
MPDJ 6	MPDJ 1/4
MPDJ 8	MPDJ 5/16
MPDJ 10	MPDJ 3/8
MPDJ 12	MPDJ 1/2

PLUG IN REDUCER RUN TEE

MPDGJ



Model [ΦD1-D2]	
Tube(Metric)	Tube(Inch)
MPDGJ 6-4	MPDGJ 1/4-5/32
MPDGJ 8-4	MPDGJ 5/16-1/4
MPDGJ 8-6	MPDGJ 3/8-1/4
MPDGJ 10-6	MPDGJ 3/8-5/16
MPDGJ 10-8	MPDGJ 1/2-3/8
MPDGJ 12-8	
MPDGJ 12-10	

PLUN IN Y

MPXJ



Model [ΦD]	
Tube(Metric)	Tube(Inch)
MPXJ 3	MPXJ 1/8
MPXJ 4	MPXJ 5/32
MPXJ 5	MPXJ 3/16
MPXJ 6	MPXJ 1/4
MPXJ 8	MPXJ 5/16
MPXJ 10	MPXJ 3/8
MPXJ 12	MPXJ 1/2

PLUG IN REDUCER Y

MPXGJ



Model [ΦD1-D2]	
Tube(Metric)	Tube(Inch)
MPXGJ 6-4	MPXGJ 1/4-5/32
MPXGJ 8-4	MPXGJ 5/16-1/4
MPXGJ 8-6	MPXGJ 3/8-1/4
MPXGJ 10-6	MPXGJ 3/8-5/16
MPXGJ 10-8	MPXGJ 1/2-1/4
MPXGJ 12-8	
MPXGJ 12-10	

PLUG

MJ



Model [ΦD]	
Tube(Metric)	Tube(Inch)
MJ 3	MJ 1/8
MJ 4	MJ 5/32
MJ 5	MJ 3/16
MJ 6	MJ 1/4
MJ 8	MJ 5/16
MJ 10	MJ 3/8
MJ 12	MJ 1/2
MJ 14	
MJ 16	

☎+86 574 82823826 | Fax +86 574 82823825 | sales@xhnotion.com | Web: www.xhnotion.com

MALE STRAIGHT

MPL-G



Model [ΦD-T]	
Tube(Metric) - Thread(G)	
MPL 4-G01	MPL 10-G01
MPL 4-G02	MPL 10-G02
MPL 4-G03	MPL 10-G03
MPL 6-G01	MPL 10-G04
MPL 6-G02	MPL 12-G01
MPL 6-G03	MPL 12-G02
MPL 8-G01	MPL 12-G03
MPL 8-G02	MPL 12-G04
MPL 8-G03	MPL 16-G03
MPL 8-G04	MPL 16-G04

MALE ELBOW

MPL-G



Model [ΦD-T]	
Tube(Metric) - Thread(G)	
MPL 4-G01	MPL 10-G01
MPL 4-G02	MPL 10-G02
MPL 4-G03	MPL 10-G03
MPL 6-G01	MPL 10-G04
MPL 6-G02	MPL 12-G01
MPL 6-G03	MPL 12-G02
MPL 8-G01	MPL 12-G03
MPL 8-G02	MPL 12-G04
MPL 8-G03	MPL 16-G03
MPL 8-G04	MPL 16-G04

FEMALE STRAIGHT

MPLF-G



Model [ΦD-T]	
Tube(Metric) - Thread(G)	
MPLF 4-G01	MPLF 10-G01
MPLF 4-G02	MPLF 10-G02
MPLF 4-G03	MPLF 10-G03
MPLF 6-G01	MPLF 10-G04
MPLF 6-G02	MPLF 12-G01
MPLF 6-G03	MPLF 12-G02
MPLF 8-G01	MPLF 12-G03
MPLF 8-G02	MPLF 12-G04
MPLF 8-G03	MPLF 16-G03
MPLF 8-G04	MPLF 16-G04

FEMALE ELBOW

MPLF-G



Model [ΦD-T]	
Tube(Metric) - Thread(G)	
MPLF 4-G01	MPLF 10-G01
MPLF 4-G02	MPLF 10-G02
MPLF 4-G03	MPLF 10-G03
MPLF 6-G01	MPLF 10-G04
MPLF 6-G02	MPLF 12-G01
MPLF 6-G03	MPLF 12-G02
MPLF 8-G01	MPLF 12-G03
MPLF 8-G02	MPLF 12-G04
MPLF 8-G03	MPLF 16-G03
MPLF 8-G04	MPLF 16-G04

MALE BRANCH TEE

MPB-G



Model [ΦD-T]	
Tube(Metric) - Thread(G)	
MPB 4-G01	MPB 10-G01
MPB 4-G02	MPB 10-G02
MPB 4-G03	MPB 10-G03
MPB 6-G01	MPB 10-G04
MPB 6-G02	MPB 12-G02
MPB 6-G03	MPB 12-G03
MPB 8-G01	MPB 12-G04
MPB 8-G02	MPB 16-G03
MPB 8-G03	MPB 16-G04
MPB 8-G04	

MALE RUN TEE

MPD-G



Model [ΦD-T]	
Tube(Metric) - Thread(G)	
MPD 4-G01	MPD 10-G01
MPD 4-G02	MPD 10-G02
MPD 4-G03	MPD 10-G03
MPD 6-G01	MPD 10-G04
MPD 6-G02	MPD 12-G02
MPD 6-G03	MPD 12-G03
MPD 8-G01	MPD 12-G04
MPD 8-G02	MPD 16-G03
MPD 8-G03	MPD 16-G04
MPD 8-G04	

MALE Y

MPX-G



Model [ΦD-T]	
Tube(Metric) - Thread(G)	
MPX 4-G01	MPX 10-G01
MPX 4-G02	MPX 10-G02
MPX 4-G03	MPX 10-G03
MPX 6-G01	MPX 10-G04
MPX 6-G02	MPX 12-G02
MPX 6-G03	MPX 12-G03
MPX 8-G01	MPX 12-G04
MPX 8-G02	MPX 16-G03
MPX 8-G03	MPX 16-G04
MPX 8-G04	

MALE BANJO

MPH-G



Model [ΦD-T]	
Tube(Metric) - Thread(G)	
MPH 4-G01	MPH 10-G01
MPH 4-G02	MPH 10-G02
MPH 4-G03	MPH 10-G03
MPH 6-G01	MPH 10-G04
MPH 6-G02	MPH 12-G02
MPH 6-G03	MPH 12-G03
MPH 8-G01	MPH 12-G04
MPH 8-G02	MPH 16-G03
MPH 8-G03	MPH 16-G04
MPH 8-G04	

FEMALE BANJO

MPHF-G



Model [ΦD-T]	
Tube(Metric) - Thread(G)	
MPHF 4-G01	MPHF 10-G01
MPHF 4-G02	MPHF 10-G02
MPHF 4-G03	MPHF 10-G03
MPHF 6-G01	MPHF 10-G04
MPHF 6-G02	MPHF 12-G02
MPHF 6-G03	MPHF 12-G03
MPHF 8-G01	MPHF 12-G04
MPHF 8-G02	MPHF 16-G03
MPHF 8-G03	MPHF 16-G04
MPHF 8-G04	

SPEED CONTROLLER

MSC-G



Model [ΦD-T]	
Tube(Metric) - Thread(G)	
MSC 4-G01	MSC 10-G01
MSC 4-G02	MSC 10-G02
MSC 4-G03	MSC 10-G03
MSC 6-G01	MSC 10-G04
MSC 6-G02	MSC 12-G02
MSC 6-G03	MSC 12-G03
MSC 8-G01	MSC 12-G04
MSC 8-G02	MSC 16-G03
MSC 8-G03	MSC 16-G04
MSC 8-G04	

PNEUMATIC FITTINGS

BRASS PUSH IN FITTING

XHNOTION

MALE STRAIGHT

BPC



Model [ΦD-T]							
Tube(Metric)-Thread(R)			Tube(Inch)-Thread(R)		Tube(Inch)-Thread(NPT)		
BPC 4-M5	BPC 6-03	BPC 12-01	BPC 5/32-01	BPC 3/8-02	BPC 1/8-U10	BPC 3/16-N03	BPC 3/8-N02
BPC 4-M6	BPC 8-01	BPC 12-02	BPC 5/32-02	BPC 3/8-03	BPC 1/8-N01	BPC 1/4-U10	BPC 3/8-N03
BPC 4-01	BPC 8-02	BPC 12-03	BPC 1/4-01	BPC 3/8-04	BPC 1/8-N02	BPC 1/4-N01	BPC 3/8-N04
BPC 4-02	BPC 8-03	BPC 12-04	BPC 1/4-02	BPC 1/2-02	BPC 5/32-U10	BPC 1/4-N02	BPC 1/2-N02
BPC 4-03	BPC 8-04	BPC 14-03	BPC 1/4-03	BPC 1/2-03	BPC 5/32-N01	BPC 1/4-N03	BPC 1/2-N03
BPC 6-M5	BPC 10-01	BPC 14-04	BPC 5/16-01	BPC 1/2-04	BPC 5/32-N02	BPC 5/16-N01	BPC 1/2-N04
BPC 6-M6	BPC 10-02	BPC 16-03	BPC 5/16-02		BPC 3/16-U10	BPC 5/16-N02	
BPC 6-01	BPC 10-03	BPC 16-04	BPC 5/16-03		BPC 3/16-N01	BPC 5/16-N03	
BPC 6-02	BPC 10-04		BPC 3/8-01		BPC 3/16-N02	BPC 3/8-N01	

FEMALE STRAIGHT

BPCF



Model [ΦD-T]							
Tube(Metric)-Thread(R)			Tube(Inch)-Thread(R)		Tube(Inch)-Thread(NPT)		
BPCF 4-M5	BPCF 6-03	BPCF 12-01	BPCF 5/32-01	BPCF 3/8-02	BPCF 1/8-U10	BPCF 3/16-N03	BPCF 3/8-N02
BPCF 4-M6	BPCF 8-01	BPCF 12-02	BPCF 5/32-02	BPCF 3/8-03	BPCF 1/8-N01	BPCF 1/4-U10	BPCF 3/8-N03
BPCF 4-01	BPCF 8-02	BPCF 12-03	BPCF 1/4-01	BPCF 3/8-04	BPCF 1/8-N02	BPCF 1/4-N01	BPCF 3/8-N04
BPCF 4-02	BPCF 8-03	BPCF 12-04	BPCF 1/4-02	BPCF 1/2-02	BPCF 5/32-U10	BPCF 1/4-N02	BPCF 1/2-N02
BPCF 4-03	BPCF 8-04	BPCF 14-03	BPCF 1/4-03	BPCF 1/2-03	BPCF 5/32-N01	BPCF 1/4-N03	BPCF 1/2-N03
BPCF 6-M5	BPCF 10-01	BPCF 14-04	BPCF 5/16-01	BPCF 1/2-04	BPCF 5/32-N02	BPCF 5/16-N01	BPCF 1/2-N04
BPCF 6-M6	BPCF 10-02	BPCF 16-03	BPCF 5/16-02		BPCF 3/16-U10	BPCF 5/16-N02	
BPCF 6-01	BPCF 10-03	BPCF 16-04	BPCF 5/16-03		BPCF 3/16-N01	BPCF 5/16-N03	
BPCF 6-02	BPCF 10-04		BPCF 3/8-01		BPCF 3/16-N02	BPCF 3/8-N01	

MALE ELBOW

BPL



Model [ΦD-T]							
Tube(Metric)-Thread(R)			Tube(Inch)-Thread(R)		Tube(Inch)-Thread(NPT)		
BPL 4-M5	BPL 6-03	BPL 12-01	BPL 5/32-01	BPL 3/8-02	BPL 1/8-U10	BPL 3/16-N03	BPL 3/8-N02
BPL 4-M6	BPL 8-01	BPL 12-02	BPL 5/32-02	BPL 3/8-03	BPL 1/8-N01	BPL 1/4-U10	BPL 3/8-N03
BPL 4-01	BPL 8-02	BPL 12-03	BPL 1/4-01	BPL 3/8-04	BPL 1/8-N02	BPL 1/4-N01	BPL 3/8-N04
BPL 4-02	BPL 8-03	BPL 12-04	BPL 1/4-02	BPL 1/2-02	BPL 5/32-U10	BPL 1/4-N02	BPL 1/2-N02
BPL 4-03	BPL 8-04	BPL 14-03	BPL 1/4-03	BPL 1/2-03	BPL 5/32-N01	BPL 1/4-N03	BPL 1/2-N03
BPL 6-M5	BPL 10-01	BPL 14-04	BPL 5/16-01	BPL 1/2-04	BPL 5/32-N02	BPL 5/16-N01	BPL 1/2-N04
BPL 6-M6	BPL 10-02	BPL 16-03	BPL 5/16-02		BPL 3/16-U10	BPL 5/16-N02	
BPL 6-01	BPL 10-03	BPL 16-04	BPL 5/16-03		BPL 3/16-N01	BPL 5/16-N03	
BPL 6-02	BPL 10-04		BPL 3/8-01		BPL 3/16-N02	BPL 3/8-N01	

MALE TEE

BPB



Model [ΦD-T]							
Tube(Metric)-Thread(R)			Tube(Inch)-Thread(R)		Tube(Inch)-Thread(NPT)		
BPB 4-M5	BPB 6-03	BPB 12-01	BPB 5/32-01	BPB 3/8-02	BPB 1/8-U10	BPB 3/16-N03	BPB 3/8-N02
BPB 4-M6	BPB 8-01	BPB 12-02	BPB 5/32-02	BPB 3/8-03	BPB 1/8-N01	BPB 1/4-U10	BPB 3/8-N03
BPB 4-01	BPB 8-02	BPB 12-03	BPB 1/4-01	BPB 3/8-04	BPB 1/8-N02	BPB 1/4-N01	BPB 3/8-N04
BPB 4-02	BPB 8-03	BPB 12-04	BPB 1/4-02	BPB 1/2-02	BPB 5/32-U10	BPB 1/4-N02	BPB 1/2-N02
BPB 4-03	BPB 8-04	BPB 14-03	BPB 1/4-03	BPB 1/2-03	BPB 5/32-N01	BPB 1/4-N03	BPB 1/2-N03
BPB 6-M5	BPB 10-01	BPB 14-04	BPB 5/16-01	BPB 1/2-04	BPB 5/32-N02	BPB 5/16-N01	BPB 1/2-N04
BPB 6-M6	BPB 10-02	BPB 16-03	BPB 5/16-02		BPB 3/16-U10	BPB 5/16-N02	
BPB 6-01	BPB 10-03	BPB 16-04	BPB 5/16-03		BPB 3/16-N01	BPB 5/16-N03	
BPB 6-02	BPB 10-04		BPB 3/8-01		BPB 3/16-N02	BPB 3/8-N01	

THROTTLE VALVE

BSC



Model [ΦD-T]							
Tube(Metric)-Thread(R)			Tube(Inch)-Thread(R)		Tube(Inch)-Thread(NPT)		
BSC 4-M5	BSC 6-03	BSC 12-01	BSC 5/32-01	BSC 3/8-02	BSC 1/8-U10	BSC 3/16-N03	BSC 3/8-N02
BSC 4-M6	BSC 8-01	BSC 12-02	BSC 5/32-02	BSC 3/8-03	BSC 1/8-N01	BSC 1/4-U10	BSC 3/8-N03
BSC 4-01	BSC 8-02	BSC 12-03	BSC 1/4-01	BSC 3/8-04	BSC 1/8-N02	BSC 1/4-N01	BSC 3/8-N04
BSC 4-02	BSC 8-03	BSC 12-04	BSC 1/4-02	BSC 1/2-02	BSC 5/32-U10	BSC 1/4-N02	BSC 1/2-N02
BSC 4-03	BSC 8-04	BSC 16-03	BSC 1/4-03	BSC 1/2-03	BSC 5/32-N01	BSC 1/4-N03	BSC 1/2-N03
BSC 6-M5	BSC 10-01	BSC 16-04	BSC 5/16-01	BSC 1/2-04	BSC 5/32-N02	BSC 5/16-N01	BSC 1/2-N04
BSC 6-M6	BSC 10-02		BSC 5/16-02		BSC 3/16-U10	BSC 5/16-N02	
BSC 6-01	BSC 10-03		BSC 5/16-03		BSC 3/16-N01	BSC 5/16-N03	
BSC 6-02	BSC 10-04		BSC 3/8-01		BSC 3/16-N02	BSC 3/8-N01	

☎+86 574 82823826 | Fax +86 574 82823825 | sales@xhnotion.com | Web: www.xhnotion.com

BULKHEAD FEMALE

BPMF



Model [ΦD-T]								
Tube(Metric)-Thread(R)			Tube(Inch)-Thread(R)		Tube(Inch)-Thread(NPT)		
BPMF 4-M5	BPMF 6-03	BPMF 12-01	BPMF 5/32-01	BPMF 3/8-02	BPMF 1/8-U10	BPMF 3/16-N03	BPMF 3/8-N02
BPMF 4-M6	BPMF 8-01	BPMF 12-02	BPMF 5/32-02	BPMF 3/8-03	BPMF 1/8-N01	BPMF 1/4-U10	BPMF 3/8-N03
BPMF 4-01	BPMF 8-02	BPMF 12-03	BPMF 1/4-01	BPMF 3/8-04	BPMF 1/8-N02	BPMF 1/4-N01	BPMF 3/8-N04
BPMF 4-02	BPMF 8-03	BPMF 12-04	BPMF 1/4-02	BPMF 1/2-02	BPMF 5/32-U10	BPMF 1/4-N02	BPMF 1/2-N02
BPMF 4-03	BPMF 8-04	BPMF 14-03	BPMF 1/4-03	BPMF 1/2-03	BPMF 5/32-N01	BPMF 1/4-N03	BPMF 1/2-N03
BPMF 6-M5	BPMF 10-01	BPMF 14-04	BPMF 5/16-01	BPMF 1/2-04	BPMF 5/32-N02	BPMF 5/16-N01	BPMF 1/2-N04
BPMF 6-M6	BPMF 10-02	BPMF 16-03	BPMF 5/16-02		BPMF 3/16-U10	BPMF 5/16-N02	
BPMF 6-01	BPMF 10-03	BPMF 16-04	BPMF 5/16-03		BPMF 3/16-N01	BPMF 5/16-N03	
BPMF 6-02	BPMF 10-04		BPMF 3/8-01		BPMF 3/16-N02	BPMF 3/8-N01	

BULKHEAD MALE

BPMM



Model [ΦD-T]							
Tube(Metric)-Thread(R)			Tube(Inch)-Thread(R)		Tube(Inch)-Thread(NPT)		
BPMF 4-M5	BPMF 6-03	BPMF 12-01	BPMF 5/32-01	BPMF 3/8-02	BPMF 1/8-U10	BPMF 3/16-N03	BPMF 3/8-N02
BPMF 4-M6	BPMF 8-01	BPMF 12-02	BPMF 5/32-02	BPMF 3/8-03	BPMF 1/8-N01	BPMF 1/4-U10	BPMF 3/8-N03
BPMF 4-01	BPMF 8-02	BPMF 12-03	BPMF 1/4-01	BPMF 3/8-04	BPMF 1/8-N02	BPMF 1/4-N01	BPMF 3/8-N04
BPMF 4-02	BPMF 8-03	BPMF 12-04	BPMF 1/4-02	BPMF 1/2-02	BPMF 5/32-U10	BPMF 1/4-N02	BPMF 1/2-N02
BPMF 4-03	BPMF 8-04	BPMF 14-03	BPMF 1/4-03	BPMF 1/2-03	BPMF 5/32-N01	BPMF 1/4-N03	BPMF 1/2-N03
BPMF 6-M5	BPMF 10-01	BPMF 14-04	BPMF 5/16-01	BPMF 1/2-04	BPMF 5/32-N02	BPMF 5/16-N01	BPMF 1/2-N04
BPMF 6-M6	BPMF 10-02	BPMF 16-03	BPMF 5/16-02		BPMF 3/16-U10	BPMF 5/16-N02	
BPMF 6-01	BPMF 10-03	BPMF 16-04	BPMF 5/16-03		BPMF 3/16-N01	BPMF 5/16-N03	
BPMF 6-02	BPMF 10-04		BPMF 3/8-01		BPMF 3/16-N02	BPMF 3/8-N01	

UNION STRAIGHT

BPU



Model [ΦD]	
Tube(Metric)	Tube(Inch)
BPU 3	BPU 1/8
BPU 4	BPU 5/32
BPU 5	BPU 3/16
BPU 6	BPU 1/4
BPU 8	BPU 5/16
BPU 10	BPU 3/8
BPU 12	BPU 1/2
BPU 14	
BPU 16	

UNION TEE

BPE



Model [ΦD]	
Tube(Metric)	Tube(Inch)
BPE 3	BPE 1/8
BPE 4	BPE 5/32
BPE 5	BPE 3/16
BPE 6	BPE 1/4
BPE 8	BPE 5/16
BPE 10	BPE 3/8
BPE 12	BPE 1/2
BPE 14	
BPE 16	

UNION Y

BPY



Model [ΦD]	
Tube(Metric)	Tube(Inch)
BPY 3	BPY 1/8
BPY 4	BPY 5/32
BPY 5	BPY 3/16
BPY 6	BPY 1/4
BPY 8	BPY 5/16
BPY 10	BPY 3/8
BPY 12	BPY 1/2
BPY 14	
BPY 16	

PLUG

BPP



Model [ΦD]	
Tube(Metric)	Tube(Inch)
BPP 3	BPP 1/8
BPP 4	BPP 5/32
BPP 5	BPP 3/16
BPP 6	BPP 1/4
BPP 8	BPP 5/16
BPP 10	BPP 3/8
BPP 12	BPP 1/2
BPP 14	
BPP 16	

MALE STRAIGHT

BPC-G



Model [ΦD-T]	
Tube(Metric) - Thread(G)	
BPC 4-G01	BPC 10-G01
BPC 4-G02	BPC 10-G02
BPC 4-G03	BPC 10-G03
BPC 6-G01	BPC 10-G04
BPC 6-G02	BPC 12-G01
BPC 6-G03	BPC 12-G02
BPC 8-G01	BPC 12-G03
BPC 8-G02	BPC 12-G04
BPC 8-G03	BPC 16-G03
BPC 8-G04	BPC 16-G04

MALE ELBOW

BPL-G



Model [ΦD-T]	
Tube(Metric) - Thread(G)	
BPL 4-G01	BPL 10-G01
BPL 4-G02	BPL 10-G02
BPL 4-G03	BPL 10-G03
BPL 6-G01	BPL 10-G04
BPL 6-G02	BPL 12-G01
BPL 6-G03	BPL 12-G02
BPL 8-G01	BPL 12-G03
BPL 8-G02	BPL 12-G04
BPL 8-G03	BPL 16-G03
BPL 8-G04	BPL 16-G04

PNEUMATIC FITTINGS

SS316L PUSH ON FITTINGS



SPECIFICATIONS

Operating Pressure:

0 bar~20 bar

Operating Temperature:

-40~200℃

Application:

Air, vaccum, steam,

Beverage, oil

MALE STRAIGHT



Model [ΦD-T]		
Tube(Metric)-Thread(R)		
SSRPC 4-M5	SSRPC 6-03	SSRPC 12-01
SSRPC 4-M6	SSRPC 8-01	SSRPC 12-02
SSRPC 4-01	SSRPC 8-02	SSRPC 12-03
SSRPC 4-02	SSRPC 8-03	SSRPC 12-04
SSRPC 4-03	SSRPC 8-04	SSRPC 16-03
SSRPC 6-M5	SSRPC 10-01	SSRPC 16-04
SSRPC 6-M6	SSRPC 10-02	
SSRPC 6-01	SSRPC 10-03	
SSRPC 6-02	SSRPC 10-04	

FEMALE STRAIGHT



Model [ΦD-T]		
Tube(Metric)-Thread(R)		
SSRPCF 4-M5	SSRPCF 6-03	SSRPCF 12-01
SSRPCF 4-M6	SSRPCF 8-01	SSRPCF 12-02
SSRPCF 4-01	SSRPCF 8-02	SSRPCF 12-03
SSRPCF 4-02	SSRPCF 8-03	SSRPCF 12-04
SSRPCF 4-03	SSRPCF 8-04	SSRPCF 16-03
SSRPCF 6-M5	SSRPCF 10-01	SSRPCF 16-04
SSRPCF 6-M6	SSRPCF 10-02	
SSRPCF 6-01	SSRPCF 10-03	
SSRPCF 6-02	SSRPCF 10-04	

MALE ELBOW



Model [ΦD-T]		
Tube(Metric)-Thread(R)		
SSRPL 4-M5	SSRPL 6-03	SSRPL 12-01
SSRPL 4-M6	SSRPL 8-01	SSRPL 12-02
SSRPL 4-01	SSRPL 8-02	SSRPL 12-03
SSRPL 4-02	SSRPL 8-03	SSRPL 12-04
SSRPL 4-03	SSRPL 8-04	SSRPL 16-03
SSRPL 6-M5	SSRPL 10-01	SSRPL 16-04
SSRPL 6-M6	SSRPL 10-02	
SSRPL 6-01	SSRPL 10-03	
SSRPL 6-02	SSRPL 10-04	

MALE STRAIGHT



Model [ΦD-T]		
Tube(Metric)-Thread(R)		
SSRPC 4-M5	SSRPC 6-G03	SSRPC 12-G01
SSRPC 4-M6	SSRPC 8-G01	SSRPC 12-G02
SSRPC 4-G01	SSRPC 8-G02	SSRPC 12-G03
SSRPC 4-G02	SSRPC 8-G03	SSRPC 12-G04
SSRPC 4-G03	SSRPC 8-G04	SSRPC 16-G03
SSRPC 6-M5	SSRPC 10-G01	SSRPC 16-G04
SSRPC 6-M6	SSRPC 10-G02	
SSRPC 6-G01	SSRPC 10-G03	
SSRPC 6-G02	SSRPC 10-G04	

UNION STRAIGHT



Model [ΦD]
Tube(Metric)
SSRPM 4
SSRPM 6
SSRPM 8
SSRPM 10
SSRPM 12
SSRPM 16

UNION ELBOW



Model [ΦD]
Tube(Metric)
SSRPV 4
SSRPV 6
SSRPV 8
SSRPV 10
SSRPV 12
SSRPV 16

UNION TEE



Model [ΦD]
Tube(Metric)
SSRPE 4
SSRPE 6
SSRPE 8
SSRPE 10
SSRPE 12
SSRPE 16

UNION BULKHEAD



Model [ΦD]
Tube(Metric)
SSRMBC 4
SSRMBC 6
SSRMBC 8
SSRMBC 10
SSRMBC 12
SSRMBC 16

☎+86 574 82823826 | Fax +86 574 82823825 | sales@xhnotion.com | Web: www.xhnotion.com



Stainless steel push in fittings are made to be non corrosive and are highly resistant to aggressive environments, as well as corrosive fluids. These push in fittings ensure easy and fast connection, and removal of a tube easily.

DRAWING & MATERIAL

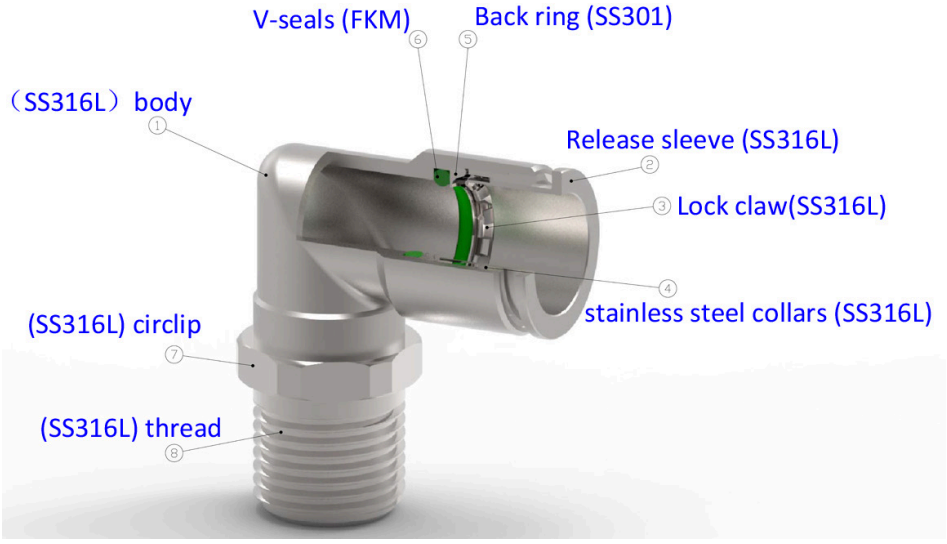

SPECIFICATIONS

Operating Pressure:

0 bar~10 bar

Vacuum Rating:

To 28" Hg

Operating Temperature:

-40~200℃

Application:

Air, vaccum, steam,

Beverage, oil

FEATURES

1 - Fast connection
2 - High temperature up to 180 degree
Small, compact design
3 - Good resistance to chemical corrosive environment
4 - Food safe
5 - Allow full flow through the hose/tubing I.D. with no smaller orifice required as in barb fittings.

MALE STRAIGHT

SSPC



Model [ΦD-T]		
Tube(Metric)-Thread(R)		
SSPC 4-M5	SSPC 6-03	SSPC 12-01
SSPC 4-M6	SSPC 8-01	SSPC 12-02
SSPC 4-01	SSPC 8-02	SSPC 12-03
SSPC 4-02	SSPC 8-03	SSPC 12-04
SSPC 4-03	SSPC 8-04	SSPC 16-03
SSPC 6-M5	SSPC 10-01	SSPC 16-04
SSPC 6-M6	SSPC 10-02	
SSPC 6-01	SSPC 10-03	
SSPC 6-02	SSPC 10-04	

FEMALE STRAIGHT

SSPCF



Model [ΦD-T]		
Tube(Metric)-Thread(R)		
SSPCF 4-M5	SSPCF 6-03	SSPCF 12-01
SSPCF 4-M6	SSPCF 8-01	SSPCF 12-02
SSPCF 4-01	SSPCF 8-02	SSPCF 12-03
SSPCF 4-02	SSPCF 8-03	SSPCF 12-04
SSPCF 4-03	SSPCF 8-04	SSPCF 16-03
SSPCF 6-M5	SSPCF 10-01	SSPCF 16-04
SSPCF 6-M6	SSPCF 10-02	
SSPCF 6-01	SSPCF 10-03	
SSPCF 6-02	SSPCF 10-04	

MALE STRAIGHT

SSPC-G



Model [ΦD-T]		
Tube(Metric)-Thread(R)		
SSPC 4-M5	SSPC 6-G03	SSPC 12-G01
SSPC 4-M6	SSPC 8-G01	SSPC 12-G02
SSPC 4-G01	SSPC 8-G02	SSPC 12-G03
SSPC 4-G02	SSPC 8-G03	SSPC 12-G04
SSPC 4-G03	SSPC 8-G04	SSPC 16-G03
SSPC 6-M5	SSPC 10-G01	SSPC 16-G04
SSPC 6-M6	SSPC 10-G02	
SSPC 6-G01	SSPC 10-G03	
SSPC 6-G02	SSPC 10-G04	

MALE ELBLOW

SSPL-G



Model [ΦD-T]		
Tube(Metric)-Thread(R)		
SSPL 4-M5	SSPL 6-G03	SSPL 12-G01
SSPL 4-M6	SSPL 8-G01	SSPL 12-G02
SSPL 4-G01	SSPL 8-G02	SSPL 12-G03
SSPL 4-G02	SSPL 8-G03	SSPL 12-G04
SSPL 4-G03	SSPL 8-G04	SSPL 16-G03
SSPL 6-M5	SSPL 10-G01	SSPL 16-G04
SSPL 6-M6	SSPL 10-G02	
SSPL 6-G01	SSPL 10-G03	
SSPL 6-G02	SSPL 10-G04	

UNION BULKHEAD

SSPM



Model [ΦD]
Tube(Metric)
SSPM 4
SSPM 6
SSPM 8
SSPM 10
SSPM 12
SSPM 16

UNION STRAIGHT

SSPU



Model [ΦD]
Tube(Metric)
SSPU 4
SSPU 6
SSPU 8
SSPU 10
SSPU 12
SSPU 16

MALE ELBOW

SSPL



Model [ΦD-T]		
Tube(Metric)-Thread(R)		
SSPL 4-M5	SSPL 6-03	SSPL 12-01
SSPL 4-M6	SSPL 8-01	SSPL 12-02
SSPL 4-01	SSPL 8-02	SSPL 12-03
SSPL 4-02	SSPL 8-03	SSPL 12-04
SSPL 4-03	SSPL 8-04	SSPL 16-03
SSPL 6-M5	SSPL 10-01	SSPL 16-04
SSPL 6-M6	SSPL 10-02	
SSPL 6-01	SSPL 10-03	
SSPL 6-02	SSPL 10-04	

MALE TEE

SSPB



Model [ΦD-T]		
Tube(Metric)-Thread(R)		
SSPB 4-M5	SSPB 6-03	SSPB 12-01
SSPB 4-M6	SSPB 8-01	SSPB 12-02
SSPB 4-01	SSPB 8-02	SSPB 12-03
SSPB 4-02	SSPB 8-03	SSPB 12-04
SSPB 4-03	SSPB 8-04	SSPB 16-03
SSPB 6-M5	SSPB 10-01	SSPB 16-04
SSPB 6-M6	SSPB 10-02	
SSPB 6-01	SSPB 10-03	
SSPB 6-02	SSPB 10-04	

☎+86 574 82823826 | Fax +86 574 82823825 | sales@xhnotion.com | Web: www.xhnotion.com

MALE RUN TEE

SSPH



Model [ΦD-T]		
Tube(Metric)-Thread(R)		
SSPH 4-M5	SSPH 6-03	SSPH 12-01
SSPH 4-M6	SSPH 8-01	SSPH 12-02
SSPH 4-01	SSPH 8-02	SSPH 12-03
SSPH 4-02	SSPH 8-03	SSPH 12-04
SSPH 4-03	SSPH 8-04	SSPH 16-03
SSPH 6-M5	SSPH 10-01	SSPH 16-04
SSPH 6-M6	SSPH 10-02	
SSPH 6-01	SSPH 10-03	
SSPH 6-02	SSPH 10-04	

SPEED CONTROLLER

SSSC



Model [ΦD-T]		
Tube(Metric)-Thread(R)		
SSSC 4-M5	SSSC 6-03	SSSC 12-01
SSSC 4-M6	SSSC 8-01	SSSC 12-02
SSSC 4-01	SSSC 8-02	SSSC 12-03
SSSC 4-02	SSSC 8-03	SSSC 12-04
SSSC 4-03	SSSC 8-04	SSSC 16-03
SSSC 6-M5	SSSC 10-01	SSSC 16-04
SSSC 6-M6	SSSC 10-02	
SSSC 6-01	SSSC 10-03	
SSSC 6-02	SSSC 10-04	

UNION TEE REDUCER

SSPEG



Model [ΦD1-D2]
Tube(Metric)
SSPEG 6-4
SSPEG 8-4
SSPEG 8-6
SSPEG 10-6
SSPEG 10-8
SSPEG 12-8
SSPEG 12-10
SSPEG 16-12

UNION ELBOW

SSPV



Model [ΦD]
Tube(Metric)
SSPV 4
SSPV 6
SSPV 8
SSPV 10
SSPV 12
SSPV 16

UNION TEE

SSPE



Model [ΦD]
Tube(Metric)
SSPE 4
SSPE 6
SSPE 8
SSPE 10
SSPE 12
SSPE 16

UNION Y

SSPY



Model [ΦD]
Tube(Metric)
SSPY 4
SSPY 6
SSPY 8
SSPY 10
SSPY 12
SSPY 16

UNION REDUCER

SSPG



Model [ΦD1-D2]
Tube(Metric)
SSPG 6-4
SSPG 8-4
SSPG 8-6
SSPG 10-6
SSPG 10-8
SSPG 12-8
SSPG 12-10
SSPG 16-12

UNION REDUCER

SSPGJ



Model [ΦD1-D2]
Tube(Metric)
SSPGJ 6-4
SSPGJ 8-4
SSPGJ 8-6
SSPGJ 10-6
SSPGJ 10-8
SSPGJ 12-8
SSPGJ 12-10

FEATURES

1. Used for pneumatic soft tube. PU tubes are the best choice.
2. Working pressure depends on tube pressure.
3. BSPT, BSPP, NPT and Metric thread are available.
4. Spring sleeve type and swivel type are available.

HOW TO ORDER

RPC	6/4	02
Model Type	Tube O.D. / I.D. (mm)	Thread Size

RPC



Model [ΦD-T]			
Tube(Metric)-Thread(R)		Tube(IMetric)-Thread(G)	
RPC-5/3-M5	RPC-8/6-02	RPC-5/3-G01	RPC-10/8-G01
RPC-5/3-01	RPC-8/6-03	RPC-6/4-G01	RPC-10/8-G02
RPC-6/4-M6	RPC-10/8-02	RPC-6/4-G02	RPC-10/8-G03
RPC-6/4-01	RPC-10/8-03	RPC-6/4-G03	RPC-10/8-G04
RPC-6/4-02	RPC-10/8-04	RPC-8/6-G01	RPC-12/10-G03
RPC-6/4-03	RPC-12/10-03	RPC-8/6-G02	RPC-12/10-G04
RPC-8/6-01	RPC-12/10-04	RPC-8/6-G03	

RPU



Model [ΦD]
Tube(Metric)
RPU-5/3
RPU-6/4
RPU-8/6
RPU-10/8
RPU-12/10

RPCF



Model [ΦD-T]			
Tube(Metric)-Thread(R)		Tube(IMetric)-Thread(G)	
RPCF5/3-M5	RPCF8/6-02	RPCF5/3-G01	RPCF10/8-G01
RPCF5/3-01	RPCF8/6-03	RPCF6/4-G01	RPCF10/8-G02
RPCF6/4-M6	RPCF10/8-02	RPCF6/4-G02	RPCF10/8-G03
RPCF6/4-01	RPCF10/8-03	RPCF6/4-G03	RPCF10/8-G04
RPCF6/4-02	RPCF10/8-04	RPCF8/6-G01	RPCF12/10-G03
RPCF6/4-03	RPCF12/10-03	RPCF8/6-G02	RPCF12/10-G04
RPCF8/6-01	RPCF12/10-04	RPCF8/6-G03	

RPV



Model [ΦD]
Tube(Metric)
RPV-5/3
RPV-6/4
RPV-8/6
RPV-10/8
RPV-12/10

RPL



Model [ΦD-T]			
Tube(Metric)-Thread(R)		Tube(IMetric)-Thread(G)	
RPL-5/3-M5	RPL-8/6-02	RPL-5/3-G01	RPL-10/8-G01
RPL-5/3-01	RPL-8/6-03	RPL-6/4-G01	RPL-10/8-G02
RPL-6/4-M6	RPL-10/8-02	RPL-6/4-G02	RPL-10/8-G03
RPL-6/4-01	RPL-10/8-03	RPL-6/4-G03	RPL-10/8-G04
RPL-6/4-02	RPL-10/8-04	RPL-8/6-G01	RPL-12/10-G03
RPL-6/4-03	RPL-12/10-03	RPL-8/6-G02	RPL-12/10-G04
RPL-8/6-01	RPL-12/10-04	RPL-8/6-G03	

RPM



Model [ΦD]
Tube(Metric)
RPM-5/3
RPM-6/4
RPM-8/6
RPM-10/8
RPM-12/10

RPB



Model [ΦD-T]			
Tube(Metric)-Thread(R)		Tube(IMetric)-Thread(G)	
RPB-5/3-M5	RPB-8/6-02	RPB-5/3-G01	RPB-10/8-G01
RPB-5/3-01	RPB-8/6-03	RPB-6/4-G01	RPB-10/8-G02
RPB-6/4-M6	RPB-10/8-02	RPB-6/4-G02	RPB-10/8-G03
RPB-6/4-01	RPB-10/8-03	RPB-6/4-G03	RPB-10/8-G04
RPB-6/4-02	RPB-10/8-04	RPB-8/6-G01	RPB-12/10-G03
RPB-6/4-03	RPB-12/10-03	RPB-8/6-G02	RPB-12/10-G04
RPB-8/6-01	RPB-12/10-04	RPB-8/6-G03	

RPE



Model [ΦD]
Tube(Metric)
RPE-5/3
RPE-6/4
RPE-8/6
RPE-10/8
RPE-12/10

RPD



Model [ΦD-T]			
Tube(Metric)-Thread(R)		Tube(IMetric)-Thread(G)	
RPD-5/3-M5	RPD-8/6-02	RPD-5/3-G01	RPD-10/8-G01
RPD-5/3-01	RPD-8/6-03	RPD-6/4-G01	RPD-10/8-G02
RPD-6/4-M6	RPD-10/8-02	RPD-6/4-G02	RPD-10/8-G03
RPD-6/4-01	RPD-10/8-03	RPD-6/4-G03	RPD-10/8-G04
RPD-6/4-02	RPD-10/8-04	RPD-8/6-G01	RPD-12/10-G03
RPD-6/4-03	RPD-12/10-03	RPD-8/6-G02	RPD-12/10-G04
RPD-8/6-01	RPD-12/10-04	RPD-8/6-G03	

RPZA



Model [ΦD]
Tube(Metric)
RPZA-5/3
RPZA-6/4
RPZA-8/6
RPZA-10/8
RPZA-12/10

☎+86 574 82823826 | Fax +86 574 82823825 | sales@xhnotion.com | Web: www.xhnotion.com

STRUCTURE AND MATERIAL





*When you use nylon hose, please use interal brass tube to support

SPECIFICATIONS

1. Used for high pressure environment.
2. Working pressure and temperature depend on tube pressure.
3. Application Tube: metal tubes and Nylon tubes.
4. Fluid Type: water, air, oil, diesel, and other fluids.



Model [ΦD-T]			
Tube(Metric)-Thread(R)		Tube(IMetric)-Thread(G)	
USC 4-01	USC 10-02	USC 4-G01	USC 10-G02
USC 4-02	USC 10-03	USC 4-G02	USC 10-G03
USC 6-01	USC 10-04	USC 6-G01	USC 10-G04
USC 6-02	USC 12-02	USC 6-G02	USC 12-G02
USC 8-01	USC 12-03	USC 8-G01	USC 12-G03
USC 8-02	USC 12-04	USC 8-G02	USC 12-G04
USC 8-03		USC 8-G03	

HOW TO ORDER

UPC	8	02
Model Type	Tube Outer Diameter	Thread Size



Model [ΦD-T]			
Tube(Metric)-Thread(R)		Tube(IMetric)-Thread(G)	
UPC 4-01	UPC 10-02	UPC 4-G01	UPC 10-G02
UPC 4-02	UPC 10-03	UPC 4-G02	UPC 10-G03
UPC 6-01	UPC 10-04	UPC 6-G01	UPC 10-G04
UPC 6-02	UPC 12-02	UPC 6-G02	UPC 12-G02
UPC 8-01	UPC 12-03	UPC 8-G01	UPC 12-G03
UPC 8-02	UPC 12-04	UPC 8-G02	UPC 12-G04
UPC 8-03		UPC 8-G03	



Model [ΦD]
Tube(Metric)
UPU 4
UPU 6
UPU 8
UPU 10
UPU 12

UPCF



Model [ΦD-T]			
Tube(Metric)-Thread(R)		Tube(IMetric)-Thread(G)	
UPCF 4-01	UPCF 10-02	UPCF 4-G01	UPCF 10-G02
UPCF 4-02	UPCF 10-03	UPCF 4-G02	UPCF 10-G03
UPCF 6-01	UPCF 10-04	UPCF 6-G01	UPCF 10-G04
UPCF 6-02	UPCF 12-02	UPCF 6-G02	UPCF 12-G02
UPCF 8-01	UPCF 12-03	UPCF 8-G01	UPCF 12-G03
UPCF 8-02	UPCF 12-04	UPCF 8-G02	UPCF 12-G04
UPCF 8-03		UPCF 8-G03	

UPV



Model [ΦD]
Tube(Metric)
UPV 4
UPV 6
UPV 8
UPV 10
UPV 12

UPL



Model [ΦD-T]			
Tube(Metric)-Thread(R)		Tube(IMetric)-Thread(G)	
UPL 4-01	UPL 10-02	UPL 4-G01	UPL 10-G02
UPL 4-02	UPL 10-03	UPL 4-G02	UPL 10-G03
UPL 6-01	UPL 10-04	UPL 6-G01	UPL 10-G04
UPL 6-02	UPL 12-02	UPL 6-G02	UPL 12-G02
UPL 8-01	UPL 12-03	UPL 8-G01	UPL 12-G03
UPL 8-02	UPL 12-04	UPL 8-G02	UPL 12-G04
UPL 8-03		UPL 8-G03	

UPM



Model [ΦD]
Tube(Metric)
UPM 4
UPM 6
UPM 8
UPM 10
UPM 12

UPLF



Model [ΦD-T]			
Tube(Metric)-Thread(R)		Tube(IMetric)-Thread(G)	
UPLF 4-01	UPLF 10-02	UPLF 4-G01	UPLF 10-G02
UPLF 4-02	UPLF 10-03	UPLF 4-G02	UPLF 10-G03
UPLF 6-01	UPLF 10-04	UPLF 6-G01	UPLF 10-G04
UPLF 6-02	UPLF 12-02	UPLF 6-G02	UPLF 12-G02
UPLF 8-01	UPLF 12-03	UPLF 8-G01	UPLF 12-G03
UPLF 8-02	UPLF 12-04	UPLF 8-G02	UPLF 12-G04
UPLF 8-03		UPLF 8-G03	

UPE



Model [ΦD]
Tube(Metric)
UPE 4
UPE 6
UPE 8
UPE 10
UPE 12

UPB



Model [ΦD-T]			
Tube(Metric)-Thread(R)		Tube(IMetric)-Thread(G)	
UPB 4-01	UPB 10-02	UPB 4-G01	UPB 10-G02
UPB 4-02	UPB 10-03	UPB 4-G02	UPB 10-G03
UPB 6-01	UPB 10-04	UPB 6-G01	UPB 10-G04
UPB 6-02	UPB 12-02	UPB 6-G02	UPB 12-G02
UPB 8-01	UPB 12-03	UPB 8-G01	UPB 12-G03
UPB 8-02	UPB 12-04	UPB 8-G02	UPB 12-G04
UPB 8-03		UPB 8-G03	

UB



Model [ΦD]
Tube(Metric)
UB 4
UB 6
UB 8
UB 10
UB 12

UPD



Model [ΦD-T]			
Tube(Metric)-Thread(R)		Tube(IMetric)-Thread(G)	
UPD 4-01	UPD 10-02	UPD 4-G01	UPD 10-G02
UPD 4-02	UPD 10-03	UPD 4-G02	UPD 10-G03
UPD 6-01	UPD 10-04	UPD 6-G01	UPD 10-G04
UPD 6-02	UPD 12-02	UPD 6-G02	UPD 12-G02
UPD 8-01	UPD 12-03	UPD 8-G01	UPD 12-G03
UPD 8-02	UPD 12-04	UPD 8-G02	UPD 12-G04
UPD 8-03		UPD 8-G03	

UC



Model [ΦD]
Tube(Metric)
UC 4
UC 6
UC 8
UC 10
UC 12

☎+86 574 82823826 | Fax +86 574 82823825 | sales@xhnotion.com | Web: www.xhnotion.com



FEATURES

1. Used for all kinds of pneumatic systems and water systems.

2. Regular material is brass with nickel plated. Steel and Stainless steel are available upon request.

3. Regular thread is BSPT thread. NPT, G and Metric thread are available.

4. Fluid Type: water, air, oil, diesel and other fluids.

SPECIFICATIONS

1. Max. Working Pressure: 50 bar.

2. Temperature: -40~120 ℃.

HOW TO ORDER

NCM 02 02

Model Type

Thread Size

Thread Size &
Barb Diameter

	Metric Thread		BSPT Thread					
Code	M5	M6	01	02	03	04	06	08
Thread	M5	M6	R1/8"	R1/4"	R3/8"	R1/2"	R3/4"	R1"

* Regular thread is BSPT thread. Please add N for NPT thread, G for BSPP thread before the size if you are ordering NPT thread or G thread.



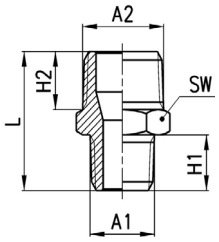

Model	A1	A2	H1	H2	L	SW
NCM M5-M5	M5	M5	4	4	11.5	8
NCM 01-01	1/8	1/8	7.5	7.5	19.5	12
NCM 02-01	1/4	1/8	11	7.5	23.5	14
NCM 02-02	1/4	1/4	11	11	27	14
NCM 03-02	3/8	1/4	11.5	11	27.5	17
NCM 03-03	3/8	3/8	11.5	11.5	28	17
NCM 04-02	1/2	1/4	14	11	30.5	22
NCM 04-03	1/2	3/8	14	11.5	31	22
NCM 04-04	1/2	1/2	14	14	33.5	22
NCM 06-04	3/4	1/2	16.5	14	37.5	27
NCM 06-06	3/4	3/4	16.5	16.5	40	27
NCM 08-06	1	3/4	19	16.5	44	34
NCM 08-08	1	1	19	19	46.5	34



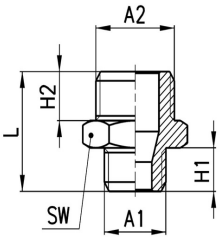

Model	A1	A2	H1	H2	L	SW
NCM M5-M5	M5	M5	4	4	11.5	8
NCM G01-M5	G1/8	M5	4	6	14.5	13
NCM G01-G01	G1/8	G1/8	6	6	16.5	13
NCM G02-G01	G1/4	G1/8	8	6	19	17
NCM G02-G02	G1/4	G1/4	8	8	21	17
NCM G03-G02	G3/8	G1/4	9	8	22	19
NCM G03-G03	G3/8	G3/8	9	9	23	19
NCM G04-G02	G1/2	G1/4	10	8	23.5	24
NCM G04-G03	G1/2	G3/8	10	9	24.5	24
NCM G04-G04	G1/2	G1/2	10	10	25.5	24



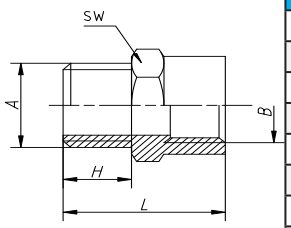

Model	A	B	H	L	SW
NCMF 01-01	1/8	1/8	7.5	20	13
NCMF 02-01	1/4	1/8	7.5	22	17
NCMF 03-01	3/8	1/8	7.5	23	20
NCMF 02-02	1/4	1/4	11	26	17
NCMF 03-02	3/8	1/4	11	27	20
NCMF 04-02	1/2	1/4	11	30	24
NCMF 03-03	3/8	3/8	11.5	27.5	20
NCMF 04-03	1/2	3/8	11.5	30.5	24
NCMF 04-04	1/2	1/2	14	33	24



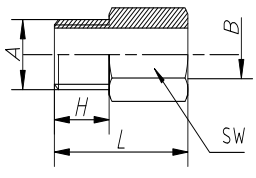

Model	A	B	H	L	SW
MF 01-01	1/8	1/8	7.5	17.5	13
MF 02-01	1/4	1/8	7.5	19	17
MF 03-01	3/8	1/8	7.5	20	20
MF 02-02	1/4	1/4	11	22.5	17
MF 03-02	3/8	1/4	11	23.5	20
MF 04-02	1/2	1/4	11	27.5	24
MF 03-03	3/8	3/8	11.5	24	20
MF 04-03	1/2	3/8	11.5	28	24
MF 04-04	1/2	1/2	14	30.5	24



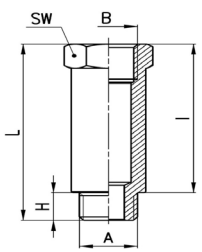

Model	A	B	H	I	L	SW
ECMF 01-01	1/8	1/8	6	16	22	13
EXMF 01-01	1/8	1/8	6	36	42	13
ECMF 02-02	1/4	1/4	8	27	35	17
EXMF 02-02	1/4	1/4	8	43	51	17

☎+86 574 82823826 | Fax +86 574 82823825 | sales@xhnotion.com | Web: www.xhnotion.com



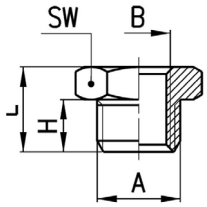

Model	A	B	H	L	SW
NMF 02-01	1/4	1/8	11	16	14
NMF 03-01	3/8	1/8	11.5	16.5	17
NMF 04-01	1/2	1/8	14	19.5	22
NMF 03-02	3/8	1/4	11.5	16.5	17
NMF 04-02	1/2	1/4	14	19.5	22
NMF 04-03	1/2	3/8	14	19.5	22
NMF 06-04	3/4	1/2	16.5	23.5	27



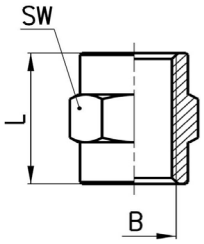

Model	B	L	SW
NCF M5	M5	11	8
NCF 01	1/8	15	13
NCF 02	1/4	22	17
NCF 03	3/8	23	20
NCF 04	1/2	28	24



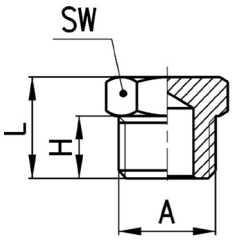

Model	A	H	L	SW
NO M5	M5	4	7.5	8
NO 01	1/8	6	10.5	13
NO 02	1/4	8	13	17
NO 03	3/8	9	14	19
NO 04	1/2	10	15.5	24



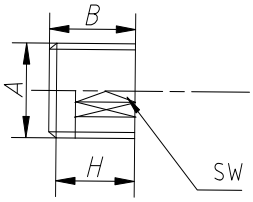

Model	A	B	H	SW
NP 01	1/8	7.5	5	5
NP 02	1/4	10	7	6
NP 03	3/8	11	7	8
NP 04	1/2	13	8	10



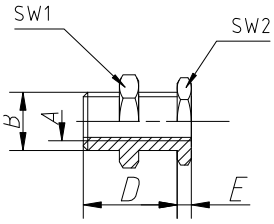

Model	A	B	D	E	SW1	SW2
NMM M5	M5	M10X1	10.5	3.5	14	14
NMM 01	1/8	M16X1.5	14	4	22	19
NMM 02	1/4	M20X1.5	21	4	27	24
NMM 03	3/8	M26X1.5	21	5	32	30
NMM 04	1/2	M28X1.5	27	6	36	32



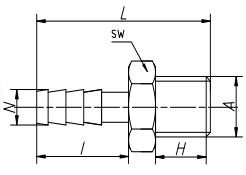

Model	N	A	H	I	L	SW
NCMB 6-01	6	1/8	7.5	19.5	32	12
NCMB 6-02	6	1/4	11	19.5	35.5	14
NCMB 6-03	6	3/8	11.5	19.5	36	17
NCMB 8-01	8	1/8	7.5	19.5	32	12
NCMB 8-02	8	1/4	11	19.5	35.5	14
NCMB 8-03	8	3/8	11.5	19.5	36	17
NCMB 8-04	8	1/2	14	19.5	39	22
NCMB 10-01	10	1/8	7.5	19.5	32	12
NCMB 10-02	10	1/4	11	19.5	35.5	14
NCMB 10-03	10	3/8	11.5	19.5	36	17
NCMB 10-04	10	1/2	14	19.5	39	22
NCMB 12-02	12	1/4	11	19.5	35.5	14
NCMB 12-03	12	3/8	11.5	19.5	36	17
NCMB 12-04	12	1/2	14	19.5	39	22



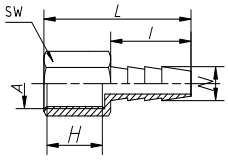

Model	N	A	H	l	L	SW
NCFB 6-01	6	1/8	8.5	19.5	30	12
NCFB 6-02	6	1/4	11	19.5	32.5	14
NCFB 6-03	6	3/8	11.5	19.5	34.5	17
NCFB 8-01	8	1/8	8.5	19.5	30	12
NCFB 8-02	8	1/4	11	19.5	32.5	14
NCFB 8-03	8	3/8	11.5	19.5	34.5	17
NCFB 8-04	8	1/2	14.5	19.5	37.5	22
NCFB 10-01	10	1/8	8.5	19.5	30	12
NCFB 10-02	10	1/4	11	19.5	32.5	14
NCFB 10-03	10	3/8	11.5	19.5	34.5	17
NCFB 10-04	10	1/2	14.5	19.5	37.5	22
NCFB 12-02	12	1/4	11	19.5	32.5	14
NCFB 12-03	12	3/8	11.5	19.5	34.5	17
NCFB 12-04	12	1/2	14.5	19.5	37.5	22



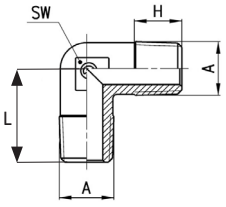

Model	A	H	L	SW
NLM 01	1/8	7.5	18	11
NLM 02	1/4	11	24	13
NLM 03	3/8	12	27	17
NLM 04	1/2	14	29.5	20
NLM 06	3/4	14.5	32	27
NLM 08	1	16.8	39	30



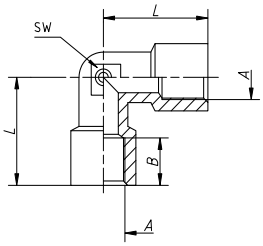

Model	A	B	L	SW
NLF 01	1/8	8.5	21	11
NLF 02	1/4	11	25.5	13
NLF 03	3/8	11.5	28	17
NLF 04	1/2	15	32	20
NLF 06	3/4	16.5	36.5	27
NLF 08	1	19	45	30



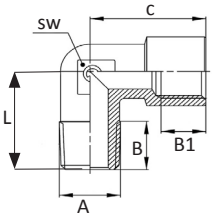

Model	A	B	B1	C	L	SW
NLMF 01	1/8	7.5	8.5	21	18	11
NLMF 02	1/4	11	11	25.5	24	13
NLMF 03	3/8	12	11.5	28	27	17
NLMF 04	1/2	14	15	32	29.5	20
NLMF 06	3/4	14.5	16.5	36.5	32	27
NLMF 08	1	16.8	19	45	39	30



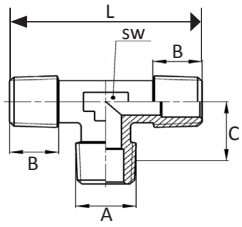

Model	A	B	C	L	SW
NTM 01	1/8	8	17.5	35	12
NTM 02	1/4	11	23	46	13
NTM 03	3/8	11.5	25.5	51.5	16
NTM 04	1/2	14	29.5	59	20

☎+86 574 82823826 | Fax +86 574 82823825 | sales@xhnotion.com | Web: www.xhnotion.com



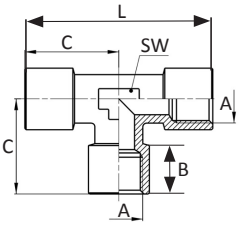

Model	A	B	C	L	SW
NTF 01	1/8	8.5	19.5	39	12
NTF 02	1/4	11	24.5	49	13
NTF 03	3/8	12	27	54	16
NTF 04	1/2	15	32	64	20



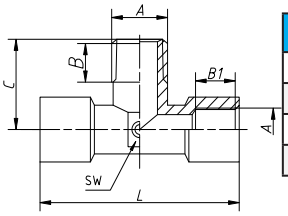

Model	A	B	B1	C	L	SW
NTE 01	1/8	8	8.5	17.5	39	12
NTE 02	1/4	11	11	23	49	13
NTE 03	3/8	11.5	12	25.5	54	16
NTE 04	1/2	14	15	29.5	64	20



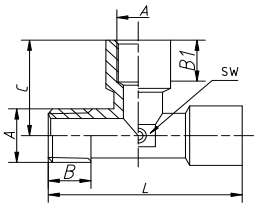

Model	A	B	B1	C	L	SW
NTD 01	1/8	8	8.5	19.5	37	12
NTD 02	1/4	11	11	24.5	47.5	13
NTD 03	3/8	11.5	12	27	52.5	16
NTD 04	1/2	14	15	32	61.5	20



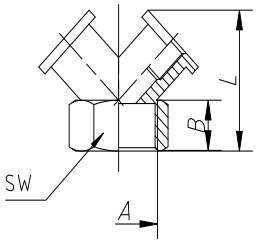

Model	A	B	L	SW
NYF 01	1/8	8.5	33	14
NYF 02	1/4	11	37	17
NYF 03	3/8	11.5	46	22
NYF 04	1/2	14	58	26



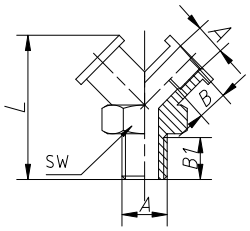

Model	A	B	B1	L	SW
NYMF 01	1/8	8.5	9	33	14
NYMF 02	1/4	11	11	37	17
NYMF 03	3/8	11.5	12.5	46	22
NYMF 04	1/2	14	16.5	58	26



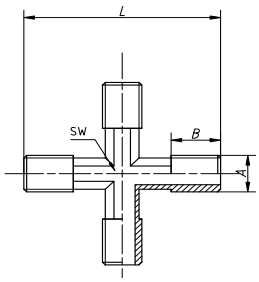

Model	A	B	L	SW
NZM 01	1/8	8	35	11
NZM 02	1/4	11	47	13
NZM 03	3/8	11.5	52	17
NZM 04	1/2	14	58	20



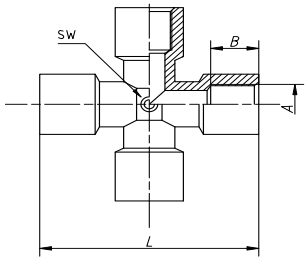

Model	A	B	L	SW
NZF 01	1/8	8.5	39	11
NZF 02	1/4	11	50	13
NZF 03	3/8	12	56	17
NZF 04	1/2	15	64	20



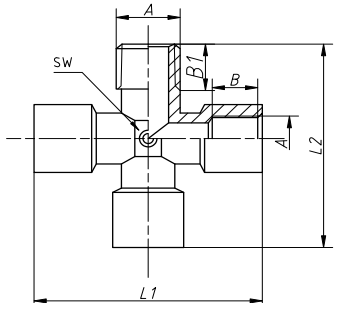

Model	A	B	B1	L1	L2	SW
NZBM 01	1/8	8.5	8	39	37	11
NZBM 02	1/4	11	11	50	48.5	13
NZBM 03	3/8	12	11.5	56	54	17
NZBM 04	1/2	15	14	64	61	20



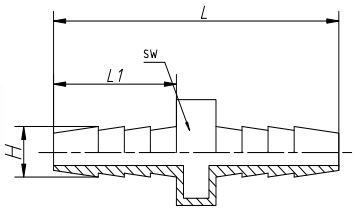

Model	H	L	L1	SW
NCB 06	6mm	40	18	11
NCB 08	8mm	45	20	11
NCB 10	10mm	51	22	11
NCB 12	12mm	57.5	25	13



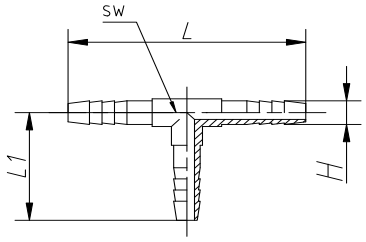

Model	H	L	L1	SW
NTB 06	6mm	45	18	11
NTB 08	8mm	45	20	11
NTB 10	10mm	58.5	22	11
NTB 12	12mm	66	25	13



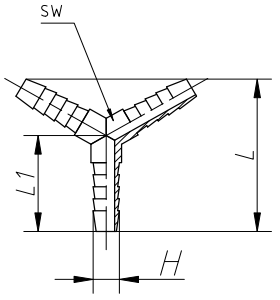

Model	H	L	L1
NYB 06	6mm	45	18
NYB 08	8mm	48	20
NYB 10	10mm	51	22
NYB 12	12mm	55	25



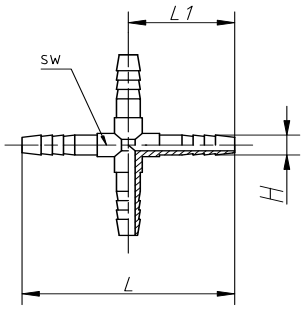

Model	H	L	L1	SW
NZB 06	6mm	52	18	11
NZB 08	8mm	56	20	11
NZB 10	10mm	61	22	11
NZB 12	12mm	68	25	13

☎+86 574 82823826 | Fax +86 574 82823825 | sales@xhnotion.com | Web: www.xhnotion.com

PUSH IN FITTINGS


NC
NPT MALE STRAIGHT


NCF
NPT FEMALE STRAIGHT


NL
NPT MALE ELBOW


NB
NPT MALE TEE


ND
NPT BRANCH TEE


NU
UNION STRAIGHT


NV
UNION ELBOW


NE
UNION TEE

* We can make any size and any shape as you request. Please inquiry us if you are interested.

AIR BRAKING FITTINGS (DOT STANDARD)


DC
MALE STRAIGHT


DL
MALE ELBOW


DE
MALE TEE


CPC
COMPRESSION FITTING

*These fittings conform to DOT standard.

FLARE BRASS FITTINGS


BCM
MALE STRAIGHT


BLMF
MALE FEMALE


BHM
MALE 45 ELBOW


BHT
MALE TEE

*These fittings can withstand 250 bar high pressure.



FEATURES

1. Application Field: Pneumatic, Oil pressure and Hydraulic systems.
2. Function: to reduce noise and to remove dust and water.
3. Pressure Range: 0-10 bar; Max. Pressure: 12 bar.
4. Temperature Range: -10~70 °C.
5. Noise Elimination Effect: 20-25 db.
6. Filtration Rating: 5-100μm; regular rating is 40μm.
7. NPT, G & BSPT thread are available; regular thread is G thread.
8. Material: Brass, SS304, SS316, HDPE, NYLON.

HOW TO ORDER

Thread Code:

06 = 1/8"; 08 = 1/4";

10 = 3/8"; 15 = 1/2";

20 = 3/4"; 25 = 1";

32 = 1¼"; 40 = 1½";

50 = 2"; 60 = 3'';

70 = 6''.

SS316 SILENCER

BS



Model [T]	
Barb (mm)-Filter length (mm)	
BS-6-25MM	6MM-25MM
BS-6-50MM	6MM-50MM

CONE SILENCER

A



Model [T]	
Thread(G, PT, NPT)	
A-M5	M5
A-6	1/8"
A-8	1/4"
A-10	3/8"
A-15	1/2"
A-20	3/4"
A-25	1"
A-32	1¼"
A-40	1½"
A-50	2"

FLAT SILENCER

V



Model [T]	
Thread(G, PT, NPT)	
V-M5	M5
V-6	1/8"
V-8	1/4"
V-10	3/8"
V-15	1/2"
V-20	3/4"
V-25	1"
V-32	1¼"
V-40	1½"
V-50	2"

☎+86 574 82823826 | Fax +86 574 82823825 | sales@xhnotion.com | Web: www.xhnotion.com

EXHAUST THROTTLE

B



Model [T]	
Thread(G, PT, NPT)	
B-6	1/8"
B-8	1/4"
B-10	3/8"
B-15	1/2"
B-20	3/4"
B-25	1"

EX-PROOF THROTTLE

C



Model [T]	
Thread(G, PT, NPT)	
C-6	1/8"
C-8	1/4"
C-10	3/8"
C-15	1/2"
C-20	3/4"
C-25	1"

TIMING MUFFLER

SD



Model [T]	
Thread(G, PT, NPT)	
SD-6	1/8"
SD-8	1/4"
SD-10	3/8"
SD-15	1/2"
SD-20	3/4"
SD-25	1"

SLOT SILENCER

PDK



Model [T]	
Thread(G, PT, NPT)	
PDK-6	1/8"
PDK-8	1/4"
PDK-10	3/8"
PDK-15	1/2"
PDK-20	3/4"
PDK-25	1"

CONE SILENCER

AN



Model [T]	
Thread(G, PT, NPT)	
AN-6	1/8"
AN-8	1/4"
AN-10	3/8"
AN-15	1/2"
AN-20	3/4"
AN-25	1"

FLAT SILENCER

VN



Model [T]	
Thread(G, PT, NPT)	
VN-6	1/8"
VN-8	1/4"
VN-10	3/8"
VN-15	1/2"
VN-20	3/4"
VN-25	1"

SLOT SILENCER

VB



Model [T]	
Thread(G, PT, NPT)	
VB-6	1/8"
VB-8	1/4"
VB-10	3/8"
VB-15	1/2"
VB-20	3/4"
VB-25	1"

SLOT SILENCER

D



Model [T]	
Thread(G, PT, NPT)	
D-6	1/8"
D-8	1/4"
D-10	3/8"
D-15	1/2"
D-20	3/4"
D-25	1"

CONE SILENCER

E



Model [T]	
Thread(G, PT, NPT)	
E-6	1/8"
E-8	1/4"
E-10	3/8"
E-15	1/2"
E-20	3/4"
E-25	1"

CONE SILENCER

F



Model [T]	
Thread(G, PT, NPT)	
F-6	1/8"
F-8	1/4"
F-10	3/8"
F-15	1/2"
F-20	3/4"
F-25	1"

CONE SILENCER

SSM



Model [T]	
Thread(G, PT, NPT)	
SSM-6	1/8"
SSM-8	1/4"
SSM-10	3/8"
SSM-15	1/2"
SSM-20	3/4"
SSM-25	1"

FLAT SILENCER

SSV



Model [T]	
Thread(G, PT, NPT)	
SSV-6	1/8"
SSV-8	1/4"
SSV-10	3/8"
SSV-15	1/2"
SSV-20	3/4"
SSV-25	1"

MESH MUFFLER

SSDV



Model [T]	
Thread(G, PT, NPT)	
SSDV-6	1/8"
SSDV-8	1/4"
SSDV-10	3/8"
SSDV-15	1/2"
SSDV-20	3/4"
SSDV-25	1"

MESH MUFFLER

SDV



Model [T]	
Thread(G, PT, NPT)	
SDV-6	1/8"
SDV-8	1/4"
SDV-10	3/8"
SDV-15	1/2"
SDV-20	3/4"
SDV-25	1"

MESH SILENCER

DV



Model [T]	
Thread(G, PT, NPT)	
DV-6	1/8"
DV-8	1/4"
DV-10	3/8"
DV-15	1/2"
DV-20	3/4"
DV-25	1"

STEEL MUFFLER

ST



Model [T]	
Thread(G, PT, NPT)	
ST-6	1/8"
ST-8	1/4"
ST-10	3/8"
ST-15	1/2"
ST-20	3/4"
ST-25	1"
ST-40	1½"
ST-50	2"

PLASTIC MUFFLER

SU



Model [T]	
Thread(G, PT, NPT)	
SU-6	1/8"
SU-8	1/4"
SU-10	3/8"
SU-15	1/2"
SU-20	3/4"
SU-25	1"

PLASTIC MUFFLER

PSU



Model [T]	
Thread(G, PT, NPT)	
PSU-M5	M5
PSU-6	1/8"
PSU-8	1/4"
PSU-10	3/8"
PSU-15	1/2"
PSU-20	3/4"
PSU-25	1"

PLASTIC MUFFLER

PSE



Model [T]	
Thread(G, PT, NPT)	
PSE-M5	M5
PSE-6	1/8"
PSE-8	1/4"
PSE-10	3/8"
PSE-15	1/2"
PSE-20	3/4"
PSE-25	1"

COMPRESSOR MUFFLER

XY



Model [T]	
Thread(G, PT, NPT)	
XY-05	1/2"
XY-07	3/4"
XY-10	1"
XY-12	1¼"
XY-15	1½"
XY-20	2"
XY-30	3"

☎+86 574 82823826 | Fax +86 574 82823825 | sales@xhnotion.com | Web: www.xhnotion.com

CORRESPONDENCE COUPLER

PROFILE	Series	DN	Standard								
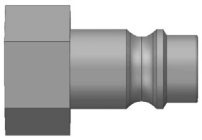	EG	7,5	Profile Europe								
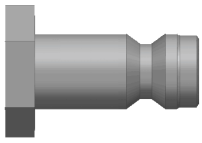	EC	5	MIGNON								
	UM	5,5	ISO 6150 B-12 / Profile USA Industrial								
	UA	5,5	Profile ARO								
	JP	7,5	Profile Japan								
	230	9	ISO 6150 B-15								
	FR	5,5	ISO 6150 C-10								
	IT	5	Profile Italy								
	UK	5.5	Profile UK								
	UT	5.5	Profile Truflate								

QUICK COUPLING

SAFETY PUSH BUTTON QUICK COUPLING

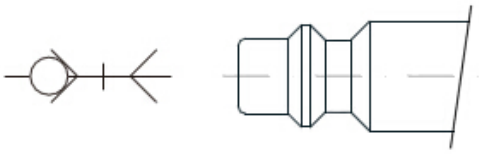

Profile ISO 6150 B12

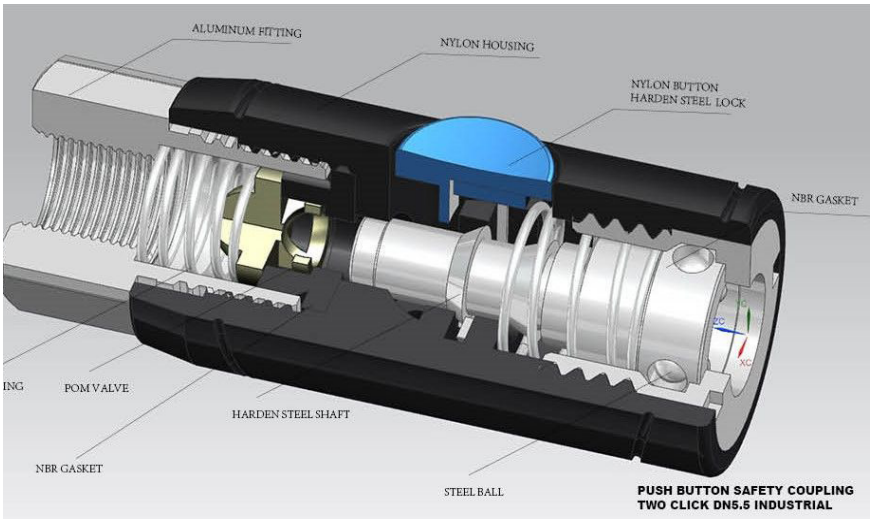

PUSH BUTTON SAFETY COUPLING
TWO CLICK DN5.5 INDUSTRIAL

SPECIFICATIONS

Maximum Inlet Pressure: 225 Psi.

Maximum Temperature: - 60° F to 140° F.

Air Flow: 36 SCFM at 90 Psi.

Coupler Body Shell Material: Fiberglass Filled Nylon 66.

Rubber Seal: NBR Seals

Plug: ISO 6150 B12, 5.5mm

		A	B	C	DESCRIPTION	PART NUMBER
Female threaded coupling						
	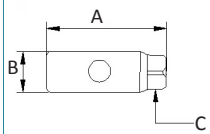	73	29	23 mm	Female 1/4" NPT	SPQ-SF 20
		73	29	23 mm	Female 3/8" NPT	SPQ-SF 30
		73	29	23 mm	Female 1/2" NPT	SPQ-SF 40
Male threaded coupling						
	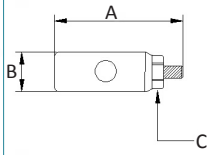	80	29	23 mm	Female 1/4" NPT	SPQ-SM 20
		80	29	23 mm	Female 3/8" NPT	SPQ-SM 30
		80	29	23 mm	Female 1/2" NPT	SPQ-SM 40
Barb plug coupling						
	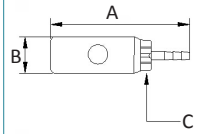	92	29	23 mm	Barb 6.5mm	SPQ-SH 20
		92	29	23 mm	Barb 8mm	SPQ-SH 30
		92	29	23 mm	Barb 10mm	SPQ-SH 40

☎+86 574 82823826 | Fax +86 574 82823825 | sales@xhnotion.com | Web: www.xhnotion.com

UK SPECIALLY

Profile UK

DN5.5mm





1 SAFETY

1 - Press button once:
instantaneous pressure relief
2 - Press button twice:
instant disconnection

XHnotion safety coupling incorporate a proof mechanical safety mechanism. They comply with standards ISO 4414

2 NO LEAKAGE

The sealing mechanism is used in conjunction with plugs, eliminates all leaks when coupled or uncoupled.

3 RELIABLE

The construction from shock-resistant composite materials, together with the metal insert, ensure long life and dependability.

SPECIFICATIONS

Maximum Inlet Pressure: 225 Psi.

Maximum Temperature: - 60° F to 140° F.

Air Flow: 36 SCFM at 90 Psi.

Coupler Body Shell Material: Fiberglass Filled Nylon 66.

Rubber Seal: NBR Seals

Plug: ISO 6150 B12, 5.5mm

		A	B	C	DESCRIPTION	PART NUMBER
Female threaded coupling						
	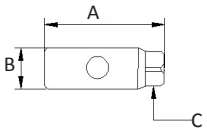	78	29	25 mm	Female 1/4" BSP	SUK-SF 20
		78	29	25 mm	Female 3/8" BSP	SUK-SF 30
		78	29	25 mm	Female 1/2" BSP	SUK-SF 40
Male threaded coupling						
	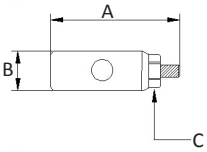	84	29	25 mm	Female 1/4" BSP	SUK-SM 20
		84	29	25 mm	Female 3/8" BSP	SUK-SM 30
		84	29	25 mm	Female 1/2" BSP	SEU-SM 40
Barb plug coupling						
	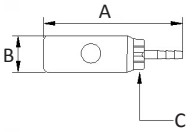	97	29	25 mm	Barb 6mm	SUK-SH 20
		97	29	25 mm	Barb 8mm	SUK-SH 30
		97	29	25 mm	Barb 10mm	SUK-SH 40

QUICK COUPLING

SAFETY PUSH BUTTON QUICK COUPLING

SPECIFICATIONS

Maximum Inlet Pressure: 12Bar

Maximum Temperature: - 60° F to 140° F.

Air Flow: 1500NL/MIN.

Coupler Body Shell Material: Aluminium Alloy

Rubber Seal: NBR Seals

Plug: 7.5mm



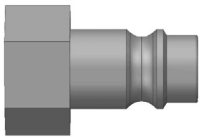

Profile EU
DN7.5mm

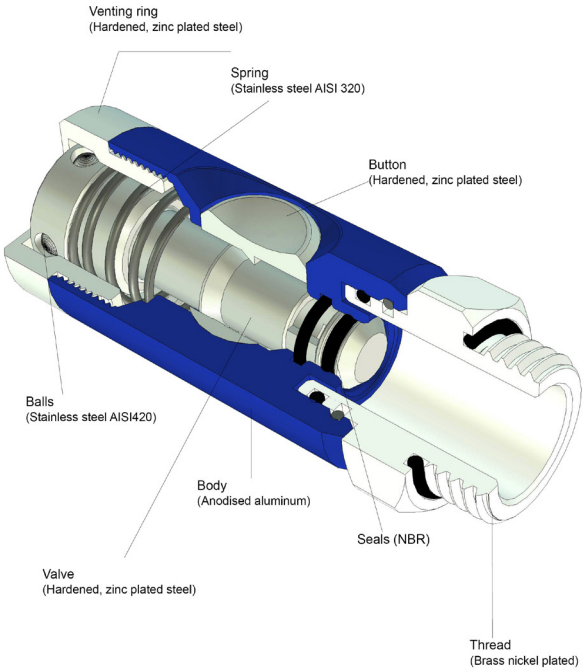

Female threaded coupling		A	B	C	DESCRIPTION	PART NUMBER
	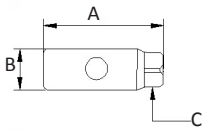	73.5	26	21 mm	Female 1/4" BSP	SGU-SF 20
		75.5	26	21 mm	Female 3/8" BSP	SGU-SF 30
		77.5	26	24 mm	Female 1/2" BSP	SGU-SF 40
	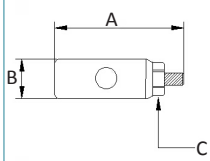	70	26	21 mm	Male 1/4" BSP	SGU-SM 20
		70	26	21 mm	Male 3/8" BSP	SGU-SM 30
		72.5	26	25 mm	Male 1/2" BSP	SGU-SM 40
	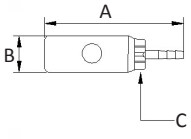	88.5	26	21 mm	Barb 6mm	SGU-SH 20
		88.5	26	21 mm	Barb 8mm	SGU-SH 30
		88.5	26	21 mm	Barb 10mm	SGU-SH 40

☎+86 574 82823826 | Fax +86 574 82823825 | sales@xhnotion.com | Web: www.xhnotion.com

FEATURES

1. We make Euro Universal coupler, Germany coupler, Italy coupler, UK coupler, Israel coupler etc.
2. Target market: Europe, South America, Middle East.
3. Material: Steel, Brass, Stainless Steel.
4. Various surface coating: Chrome plated, Nickel plated, Copper color etc.
5. Proven and positive connection using ball-locking mechanism.
6. Used for air tools and air compressors.

* Please specify the item model, material, surface finish when inquirying.



HOW TO ORDER

EU	1	—	S	F	20

- EU: EU: Europe Universal Series
EG: Germany Series
EC: Compact Series
UK: UK Series
AU: Australia Series
IT: Italy Series
IL: Israel Series
- 1: 1: Series No.
- S: S: Socket
P: Plug
- F: F: Female Thread
M: Male Thread
H: Hose Barb
R: Rubber Hose
P: PU, PE Hose
N: Nut for Hose
- 20: 10: 1/8” BSP
20: 1/4” BSP
30: 3/8” BSP
40: 1/2” BSP

20: 6.35mm hose
30: 8mm hose
40: 10mm hose

QUICK COUPLING

EUROPE UNIVERSAL COUPLER



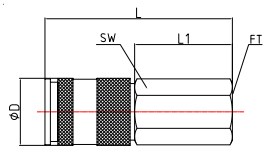

EU1 Series-
Female Socket

ITEM	L	ΦD	L1	SW	FT
EU1-SF20	54	23	22	19	1/4"BSP
EU1-SF30	54	23	22	19	3/8"BSP
EU1-SF40	54	23	22	24	1/2"BSP



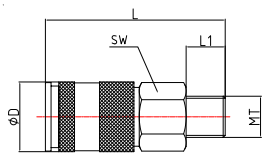

EU1 Series-
Male Socket

ITEM	L	ΦD	L1	SW	MT
EU1-SM20	57	23	12	19	1/4"BSP
EU1-SM30	57	23	12	19	3/8"BSP
EU1-SM40	59	23	14	21	1/2"BSP



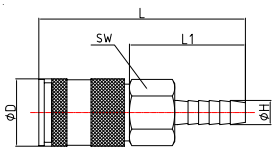

EU1 Series-
Barb Socket

ITEM	L	ΦD	L1	SW	ΦH
EU1-SH20	65	23	20	19	6.35mm
EU1-SH30	65	23	20	19	8mm
EU1-SH40	65	23	20	19	10mm



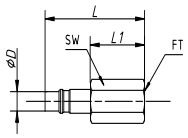

EUROPE Standard-
Female Plug

ITEM	L	ΦD	L1	SW	FT
EUPF20	37	9.9	16	16	1/4"BSP
EUPF30	37	9.9	16	21	3/8"BSP
EUPF40	37	9.9	16.5	24	1/2"BSP



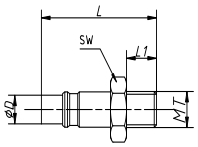

EUROPE Standard-
Male Plug

ITEM	L	ΦD	L1	SW	MT
EUPM20	39	9.9	12	14	1/4"BSP
EUPM30	39	9.9	12	16	3/8"BSP
EUPM40	43	9.9	14	21	1/2"BSP



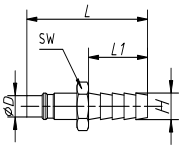

EUROPE Standard-
Barb Plug

ITEM	L	ΦD	L1	SW	ΦH
EUPH20	46	9.9	20	12	6.35mm
EUPH30	46	9.9	20	12	8mm
EUPH40	47	9.9	20	13	10mm

Technical data

Nominal flow rate* acc. to ISO 6358	1630 L/min
Flow medium	compressed air, pre-filtered with 40 µm
Max. operating pressure(p_1)	16 bar/230 Psi
Operating temperature	-10℃ up to +80℃
Mounting position/flow direction	preferably coupling before plug in flow direction/any
Material coupling/plug	steel/Nickel-plated steel
Material seals	NBR
Material spring	spring steel
Material balls	stainless steel

*measured at 6 bar inlet pressure (p_1) and pressure drop $\triangle_p$=1bar

☎+86 574 82823826 | Fax +86 574 82823825 | sales@xhnotion.com | Web: www.xhnotion.com



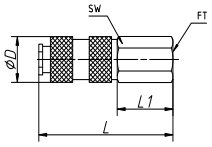

EU2 Series-
Female Socket

ITEM	L	ΦD	L1	SW	FT
EU2-SF20	54	23	22	19	1/4"BSP
EU2-SF30	54	23	22	19	3/8"BSP
EU2-SF40	54	23	22	24	1/2"BSP



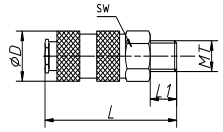

EU2 Series-
Male Socket

ITEM	L	ΦD	L1	SW	MT
EU2-SM20	57	23	12	19	1/4"BSP
EU2-SM30	57	23	12	19	3/8"BSP
EU2-SM40	59	23	14	21	1/2"BSP



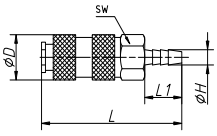

EU2 Series-
Barb Socket

ITEM	L	ΦD	L1	SW	ΦH
EU2-SH20	65	23	20	19	6.35mm
EU2-SH30	65	23	20	19	8mm
EU2-SH40	65	23	20	19	10mm



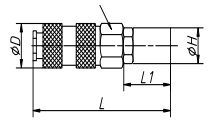

EU2 Series-
Rubber Hose Socket

ITEM	L	ΦD	L1	SW	ΦH
EU2-SR20	69.5	23	26.5	19	6*12 mm
EU2-SR30	70.5	23	27.5	19	8*15 mm



EU2 Series-
Air Hose Socket with Spring Sleeve

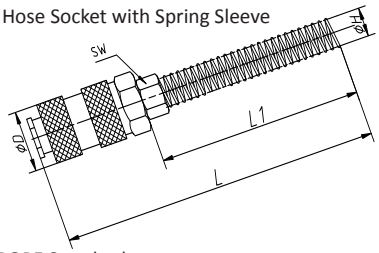

ITEM	L	ΦD	L1	SW	ΦH
EU2-SP10	133	23	90	19	4*6 mm
EU2-SP20	143	23	100	19	5*8 mm
EU2-SP30	148	22	105	19	6.5*10 mm
EU2-SP40	153	22	110	19	8*12 mm



EUROPE Standard-
Air Hose Plug
with Spring Sleeve

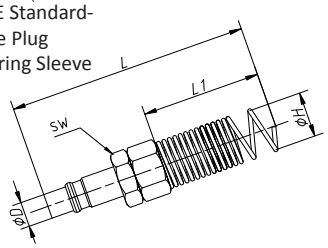

ITEM	L	ΦD	L1	SW	ΦH
EUPP10	119	7.4	90	14	4*6 mm
EUPP20	129	7.4	100	14	5*8 mm
EUPP30	135	7.4	105	16	6.5*10 mm
EUPP40	140	7.4	110	17	8*12 mm

Technical data

Nominal flow rate* acc. to ISO 6358	1630 L/min
Max. operating pressure(p_1)	16 bar/230 Psi
Operating temperature	-10℃ up to +80℃
Mounting position/flow direction	preferably coupling before plug in flow direction/any
Material housing(coupling)	nickel-plated steel
Material sleeve(plug)	nickel-plated steel
Material seals	NBR, nitrile
Material spring/balls	steel/stainless steel
Material plug	nickel-plated steel

*measured at 6 bar inlet pressure (p_1) and pressure drop $\triangle_p$=1bar

QUICK COUPLING

GERMANY QUICK COUPLER



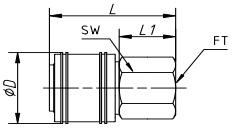

EG1 Series- Steel Material Female Socket

ITEM	L	ΦD	L1	SW	FT
EG1-SF20	42.5	26.5	17	21	1/4"BSP
EG1-SF30	44.5	26.5	19	21	3/8"BSP
EG1-SF40	46.5	26.5	21	24	1/2"BSP



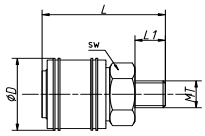

EG1 Series- Steel Material Male Socket

ITEM	L	ΦD	L1	SW	MT
EG1-SM20	42.5	26.5	10	21	1/4"BSP
EG1-SM30	44.5	26.5	12	21	3/8"BSP
EG1-SM40	46.5	26.5	14	21	1/2"BSP



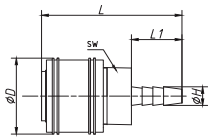

EG1 Series- Steel Material Barb Socket

ITEM	L	ΦD	L1	SW	ΦH
EG1-SH20	54	26.5	20	21	6.35mm
EG1-SH30	54	26.5	20	21	8mm
EG1-SH40	54	26.5	20	21	10mm



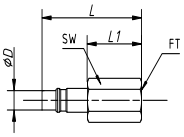

EG1 Series- Steel Material Female Plug

ITEM	L	ΦD	L1	SW	FT
EG1-PF20	37	9.9	16	16	1/4"BSP
EG1-PF30	37	9.9	16	21	3/8"BSP
EG1-PF40	37	9.9	16.5	24	1/2"BSP



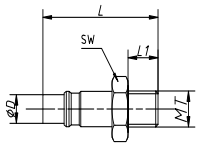

EG1 Series- Steel Material Male Plug

ITEM	L	ΦD	L1	SW	MT
EG1-PM20	39	9.9	12	14	1/4"BSP
EG1-PM30	39	9.9	12	16	3/8"BSP
EG1-PM40	43	9.9	14	21	1/2"BSP



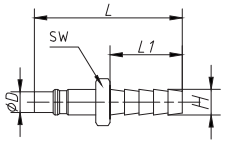

EG1 Series- Steel Material Barb Plug

ITEM	L	ΦD	L1	SW	ΦH
EG1-PH20	46	9.9	20	12	6.35mm
EG1-PH30	46	9.9	20	12	8mm
EG1-PH40	47	9.9	20	13	10mm

Technical data

Nominal flow rate* acc. to ISO 6358	1630 L/min
Flow medium	compressed air, pre-filtered with 40 µm
Max. operating pressure(p_1)	16 bar / 230 Psi
Operating temperature	-10℃ up to +90℃
Mounting position/flow direction	preferably coupling before plug in flow direction/any
Material coupling/plug	steel/zinc-plated steel
Material seals	NBR
Material spring	spring steel
Material pins	stainless steel

*measured at 6 bar inlet pressure (p_1) and pressure drop $\triangle_p$=1bar

☎+86 574 82823826 | Fax +86 574 82823825 | sales@xhnotion.com | Web: www.xhnotion.com



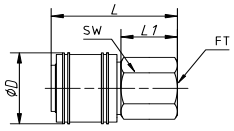

EG2 Series- Brass Material Female Socket

ITEM	L	ΦD	L1	SW	FT
EG2-SF20	41	26.5	16.5	21	1/4"BSP
EG2-SF30	41	26.5	16.5	21	3/8"BSP
EG2-SF40	43	26.5	18.5	24	1/2"BSP



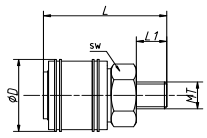

EG2 Series- Brass Material Male Socket

ITEM	L	ΦD	L1	SW	MT
EG2-SM20	42	26.5	10	21	1/4"BSP
EG2-SM30	42	26.5	10	21	3/8"BSP
EG2-SM40	44	26.5	12	21	1/2"BSP



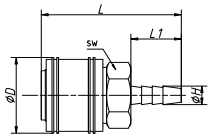

EG2 Series- Brass Material Barb Socket

ITEM	L	ΦD	L1	SW	ΦH
EG2-SH20	53	26.5	20	21	6.35mm
EG2-SH30	53	26.5	20	21	8mm
EG2-SH40	53	26.5	20	21	10mm



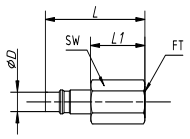

EG2 Series- Brass Material Female Plug

ITEM	L	ΦD	L1	SW	FT
EG2-PF20	37	9.9	16	16	1/4"BSP
EG2-PF30	37	9.9	16	21	3/8"BSP
EG2-PF40	37	9.9	16.5	24	1/2"BSP



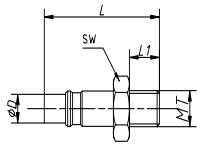

EG2 Series- Brass Material Male Plug

ITEM	L	ΦD	L1	SW	MT
EG2-PM20	39	9.9	12	14	1/4"BSP
EG2-PM30	39	9.9	12	16	3/8"BSP
EG2-PM40	43	9.9	14	21	1/2"BSP



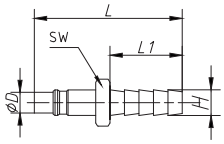

EG2 Series- Brass Material Barb Plug

ITEM	L	ΦD	L1	SW	ΦH
EG2-PH20	46	9.9	20	12	6.35mm
EG2-PH30	46	9.9	20	12	8mm
EG2-PH40	47	9.9	20	13	10mm

Technical data

Nominal flow rate* acc. to ISO 6358	1630 L/min
Flow medium	compressed air, pre-filtered with 40 µm
Max. operating pressure(p_1)	16 bar / 230psi
Operating temperature	-10 C up to +90 C
Mounting position/flow direction	preferably coupling before plug in flow direction/any
Material coupling/plug	brass
Material seals	NBR
Material spring	spring steel
Material pins	stainless steel

*measured at 6 bar inlet pressure (p_1) and pressure drop $\triangle_p$=1bar

QUICK COUPLING

UK SERIES QUICK COUPLER



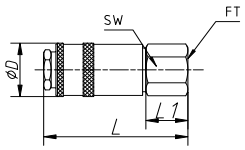

UK2 Series-
Female Socket

ITEM	L	ΦD	L1	SW	FT
UK2-SF20	58	25	12	19	1/4"BSP
UK2-SF30	60	25	14	20	3/8"BSP
UK2-SF40	62	25	18	25	1/2"BSP



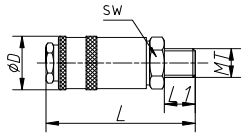

UK2 Series-
Male Socket

ITEM	L	ΦD	L1	SW	MT
UK2-SM20	63.5	25	10.5	19	1/4"BSP
UK2-SM30	64.0	25	11	19	3/8"BSP
UK2-SM40	66.5	25	13.5	19	1/2"BSP



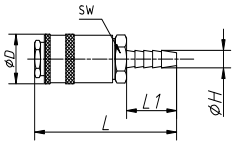

UK2 Series-
Barb Socket

ITEM	L	ΦD	L1	SW	ΦH
UK2-SH20	70.5	25	16	19	6.35mm
UK2-SH30	72.5	25	18	19	8mm
UK2-SH40	74.5	25	20	19	10mm



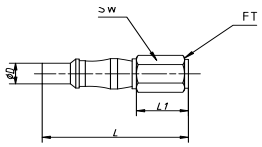

UK Series-
Female Plug

ITEM	L	ΦD	L1	SW	FT
UKPF20	53	7.8	17.5	16	1/4"BSP
UKPF30	54	7.8	18.5	20	3/8"BSP
UKPF40	55.5	7.8	20	25	1/2"BSP



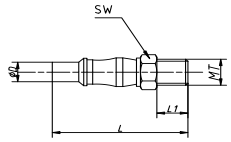

UK Series-
Male Plug

ITEM	L	ΦD	L1	SW	MT
UKPM20	50.5	7.8	10.5	14	1/4"BSP
UKPM30	51.5	7.8	11	17	3/8"BSP
UKPM40	55	7.8	13.5	21	1/2"BSP



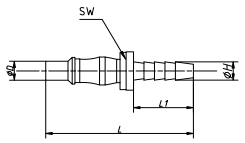

UK Series-
Barb Plug

ITEM	L	ΦD	L1	SW	ΦH
UKPH20	60	7.8	20	14	6.35mm
UKPH30	60	7.8	20	14	8mm
UKPH40	60	7.8	20	14	10mm

Technical data

Nominal flow rate* acc. to ISO 6358	1090L/min
Flow medium	compressed air, pre-filtered with 40 µm
Max. operating pressure(p_1)	16 bar/232psi
Operating temperature	-20℃ up to +90℃
Mounting position/flow direction	preferably coupling before plug in flow direction/any
Material coupling/plug	brass
Material seals	NBR
Material spring	spring steel
Material pins	stainless steel

*measured at 6 bar inlet pressure (p_1) and pressure drop $\triangle_p$=1bar

☎+86 574 82823826 | Fax +86 574 82823825 | sales@xhnotion.com | Web: www.xhnotion.com



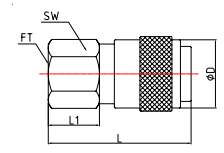

EC Series-
Female Socket

ITEM	L	ΦD	L1	SW	FT
EC-SF10	35	18	7.5	16	1/8"
EC-SF20	38.5	18	11	16	1/4"
EC-SF30	39	18	11.5	19	3/8"



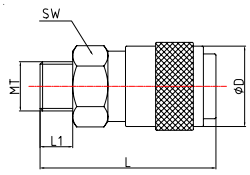

EC Series-
Male Socket

ITEM	L	ΦD	L1	SW	MT
EC-SM10	35.5	18	6	16	1/8"
EC-SM20	37.5	18	8	16	1/4"
EC-SM30	38.5	18	9	19	3/8"



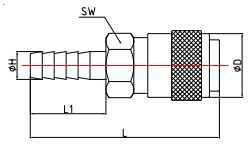

EC Series-
Barb Socket

ITEM	L	ΦD	L1	SW	ΦH
EC-SH10	48	18	20	16	4mm
EC-SH20	48	18	20	16	6mm
EC-SH30	48	18	20	16	8mm



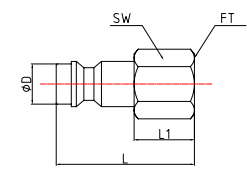

EC Series-
Female Plug

ITEM	L	ΦD	L1	SW	FT
ECPF10	25	7.8	7.5	14	1/8"
ECPF20	28.5	7.8	11	17	1/4"
ECPF30	29	7.8	11.5	19	3/8"



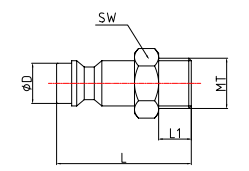

EC Series-
Male Plug

ITEM	L	ΦD	L1	SW	MT
ECPM10	26	7.8	6	14	1/8"
ECPM20	28.5	7.8	8	17	1/4"
ECPM30	29.5	7.8	9	19	3/8"



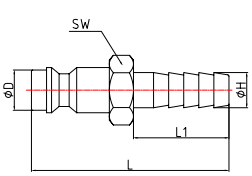

EC Series-
Barb Plug

ITEM	L	ΦD	L1	SW	ΦH
ECPH10	35	7.8	20	9	4mm
ECPH20	35	7.8	20	9	6mm
ECPH30	38	7.8	20	12	8mm

Technical data

Nominal flow rate* acc. to ISO 6358	540 l/min
Flow medium	compressed air, pre-filtered with 40 µm
Max. operating pressure(p_1)	16 bar
Operating temperature	-10℃ up to +90℃
Mounting position/flow direction	preferably coupling before plug in flow direction/any
Material housing/cover	nickel-plated brass
Material seals	NBR
Material spring	Steel

*measured at 6 bar inlet pressure (p_1) and pressure drop $\triangle_p$=1bar



FEATURES

1. We make USA Universal coupler, Milton coupler, ARO coupler, Truflate coupler etc.
2. Target market: North America, South America.
3. Material: Steel, Brass, Stainless Steel.
4. Various surface coating: Chrome plated, Nickel plated, Copper color etc.
5. Proven and positive connection using ball-locking mechanism.
6. Used for air tools and air compressors.

* Please specify the item code, material, surface finish when inquirying.

SPECIFICATIONS

1. Max. Working Pressure: 150 Psi.
2. Temperature: -40 °F to 225 °F (-20 °C to 107°C).
3. Air Flow: 35 SCFM at 100 Psi inlet with 10 Psi pressure drop.

HOW TO ORDER

U	M	1	—	S	F	20

- U: USA Series
- M: Milton Type
A: ARO Type
T: Truflate Type
Blank: Universal Type
- 1: Series No.
C: With Color
- S: Socket
P: Plug
- F: Female Thread
M: Male Thread
H: Hose Barb
- 10: 1/8” NPT
20: 1/4” NPT
30: 3/8” NPT
40: 1/2” NPT

20: 6.35mm hose
30: 8mm hose
40: 10mm hose

☎ +86 574 82823826 | Fax +86 574 82823825 | sales@xhnotion.com | Web: www.xhnotion.com

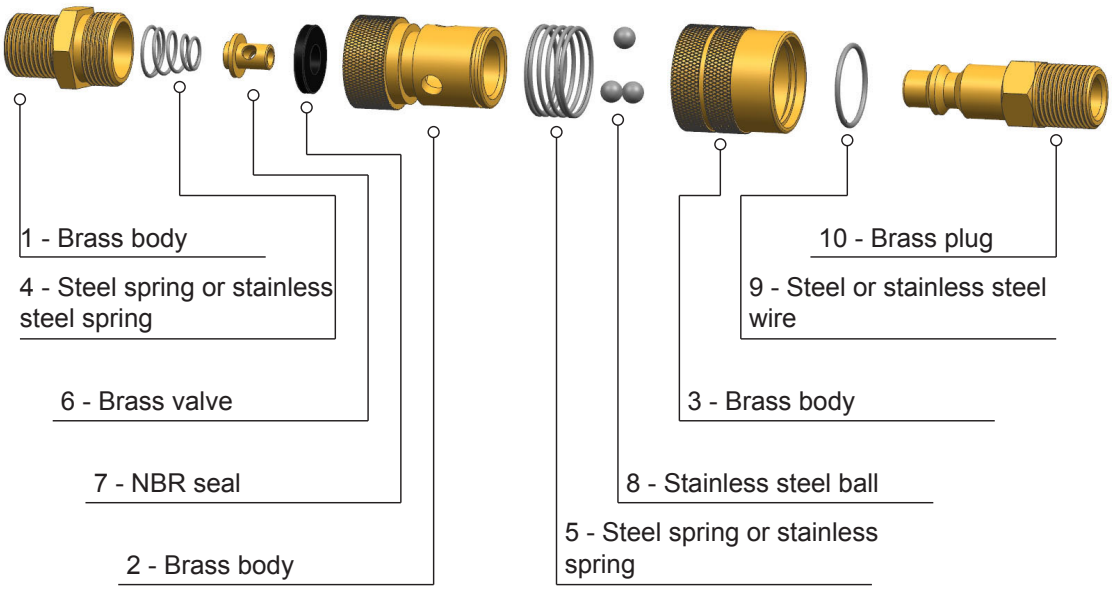



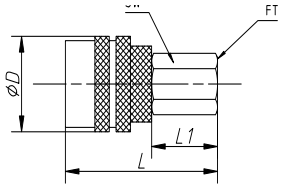

ITEM	L	ΦD	L1	SW	FT
UM1-SF20	47.5	24	15.5	17	1/4"NPT
UM1-SF30	48	24	16	19	3/8"NPT
UM1-SF40	50.5	24	18.5	24	1/2"NPT



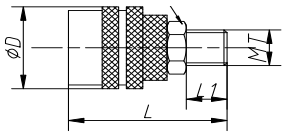

UM1 Series-
Male Socket

ITEM	L	ΦD	L1	SW	MT
UM1-SM20	50.5	24	12	17	1/4"NPT
UM1-SM30	51.5	24	13	17	3/8"NPT
UM1-SM40	55	24	15	21	1/2"NPT



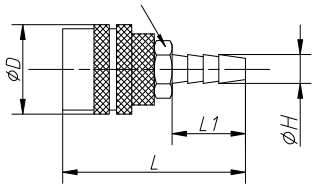

UM1 Series-
Barb Socket

ITEM	L	ΦD	L1	SW	ΦH
UM1-SH20	60	24	20	17	6.35mm
UM1-SH30	60	24	20	17	8mm
UM1-SH40	60	24	20	17	10mm

Blister Packing



* Regular material is carbon steel
Other material available as requested
Packing service available

QUICK COUPLING

USA SERIES INDUSTRIAL COUPLER

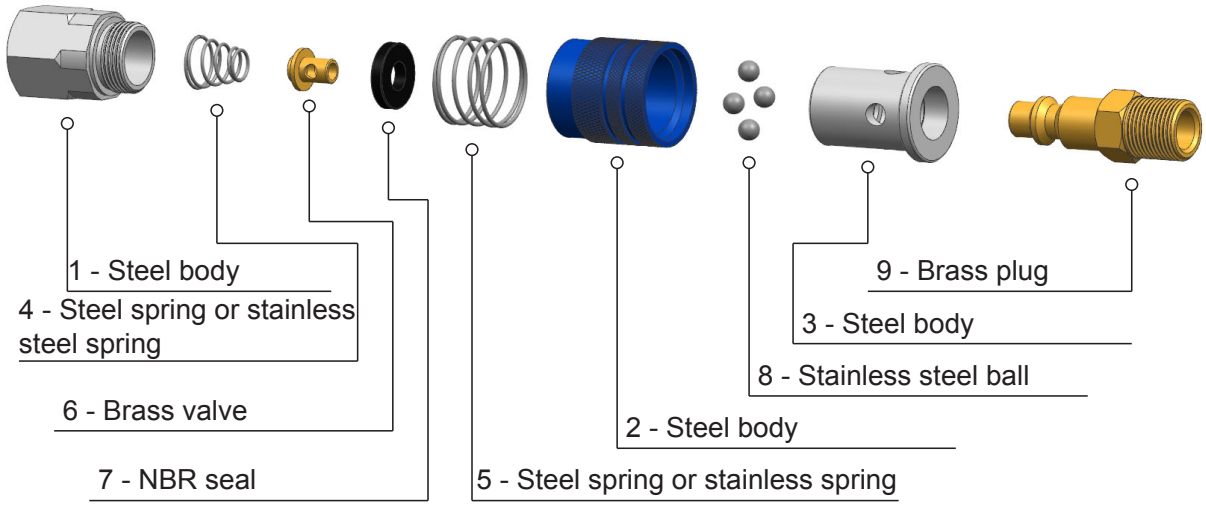



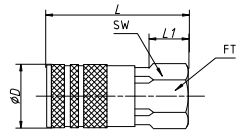

UM2 Series-
Female Socket

ITEM	L	ΦD	L1	SW	FT
UM2-SF20	46	22	13.5	19	1/4"NPT
UM2-SF30	48	22	15.5	20	3/8"NPT
UM2-SF40	50.5	22	17.5	25	1/2"NPT



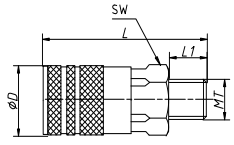

UM2 Series-
Male Socket

ITEM	L	ΦD	L1	SW	MT
UM2-SM20	55	22	12	19	1/4"NPT
UM2-SM30	55.5	22	13	19	3/8"NPT
UM2-SM40	59	22	15	21	1/2"NPT



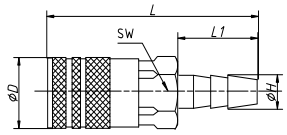

UM2 Series-
Barb Socket

ITEM	L	ΦD	L1	SW	ΦH
UM2-SH20	64.5	22	20	19	6.35mm
UM2-SH30	64.5	22	20	19	8mm
UM2-SH40	64.5	22	20	19	10mm



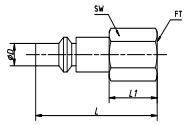

UM Series-
Female Plug

ITEM	L	ΦD	L1	SW	FT
UMPF20	37	7.9	14	16	1/4"NPT
UMPF30	39	7.9	16	19	3/8"NPT
UMPF40	41.5	7.9	18.5	24	1/2"NPT



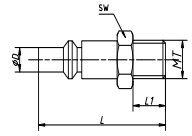

UM Series-
Male Plug

ITEM	L	ΦD	L1	SW	MT
UMPM20	38.5	7.9	10.5	14	1/4"NPT
UMPM30	40	7.9	11	17	3/8"NPT
UMPM40	43.5	7.9	13.5	21	1/2"NPT



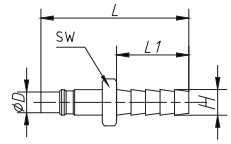

UM Series-
Barb Plug

ITEM	L	ΦD	L1	SW	ΦH
UMPH20	48	7.9	20	13	6.35mm
UMPH30	48	7.9	20	13	8mm
UMPH40	48	7.9	20	13	10mm

☎+86 574 82823826 | Fax +86 574 82823825 | sales@xhnotion.com | Web: www.xhnotion.com

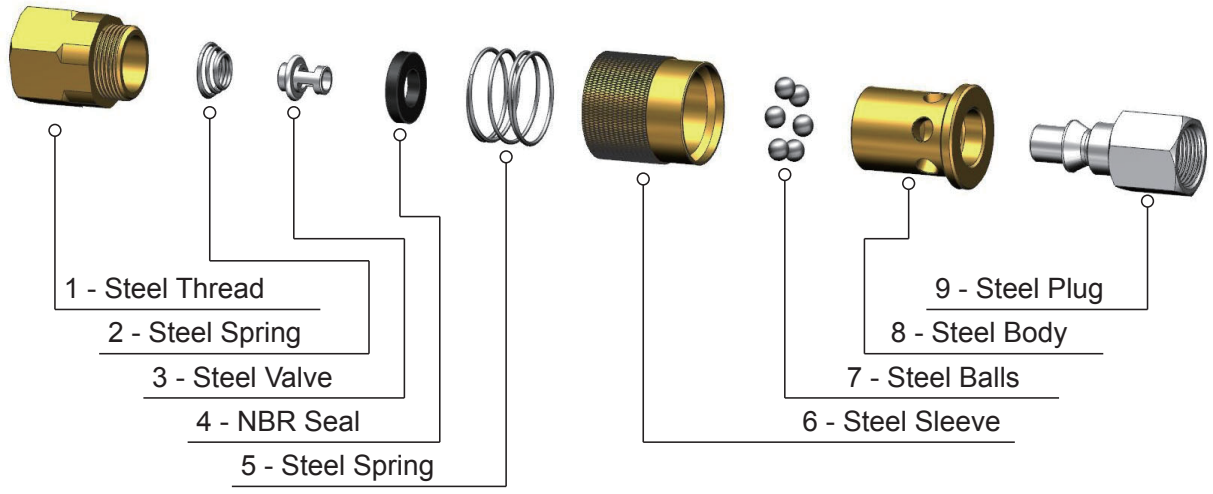



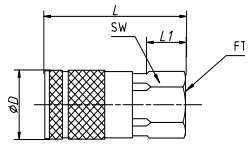

UA2 Series-
Female Socket

ITEM	L	ΦD	L1	SW	FT
UA2-SF20	44	28.5	15	20	1/4"NPT
UA2-SF30	45	28.5	16	20	3/8"NPT
UA2-SF40	47.5	28.5	18.5	25	1/2"NPT



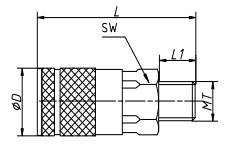

UA2 Series-
Male Socket

ITEM	L	ΦD	L1	SW	MT
UA2-SM20	47.5	28.5	10.5	20	1/4"NPT
UA2-SM30	48	28.5	11	20	3/8"NPT
UA2-SM40	51.5	28.5	13.5	21	1/2"NPT



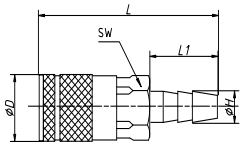

UA2 Series-
Barb Socket

ITEM	L	ΦD	L1	SW	ΦH
UA2-SH20	57	28.5	20	20	6.35mm
UA2-SH30	57	28.5	20	20	8mm
UA2-SH40	57	28.5	20	20	10mm



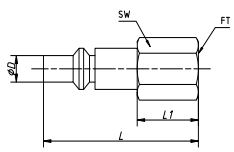

UA Series-
Female Plug

ITEM	L	ΦD	L1	SW	FT
UAPF20	36.5	7.9	15	16	1/4"NPT
UAPF30	37	7.9	16.5	20	3/8"NPT
UAPF40	39.5	7.9	19	25	1/2"NPT



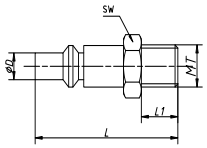

UA Series-
Male Plug

ITEM	L	ΦD	L1	SW	MT
UAPM20	37	7.9	10.5	14	1/4"NPT
UAPM30	39.5	7.9	11	17	3/8"NPT
UAPM40	43	7.9	13.5	21	1/2"NPT



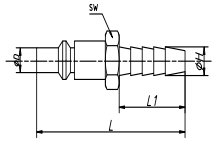

UA Series-
Barb Plug

ITEM	L	ΦD	L1	SW	ΦH
UAPH20	47.5	7.9	20	13	6.35mm
UAPH30	47.5	7.9	20	13	8mm
UAPH40	47.5	7.9	20	13	10mm

QUICK COUPLING

AUTOMOTIVE TYPE COUPLER

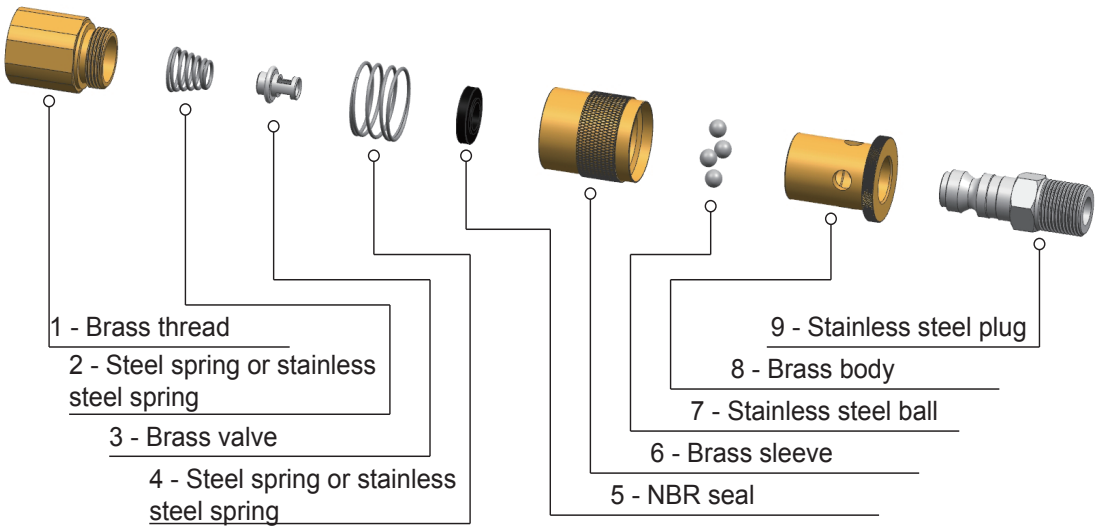



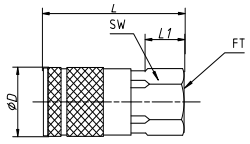

UT1 Series-
Female Socket

ITEM	L	ΦD	L1	SW	FT
UT1-SF20	47.5	24	15.5	17	1/4"NPT
UT1-SF30	48	24	16.0	20	3/8"NPT
UT1-SF40	50.5	24	18.5	25	1/2"NPT



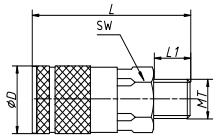

UT1 Series-
Male Socket

ITEM	L	ΦD	L1	SW	MT
UT1-SM20	51	24	12	17	1/4"NPT
UT1-SM30	52	24	13	17	3/8"NPT
UT1-SM40	54	24	15	21	1/2"NPT



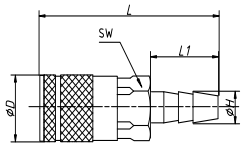

UT1 Series-
Barb Socket

ITEM	L	ΦD	L1	SW	ΦH
UT1-SH20	60.0	24	20	17	6.35mm
UT1-SH30	60.0	24	20	17	8mm
UT1-SH40	60.0	24	20	17	10mm



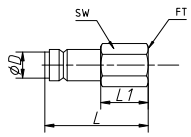

UT Series-
Female Plug

ITEM	L	ΦD	L1	SW	FT
UTPF20	37.5	8	14	16	1/4"NPT
UTPF30	39.5	8	16	20	3/8"NPT
UTPF40	42	8	18.5	25	1/2"NPT



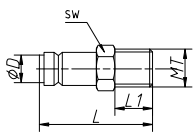

UT Series-
Male Plug

ITEM	L	ΦD	L1	SW	MT
UTPM20	38.5	8	10.5	14	1/4"NPT
UTPM30	39.5	8	11	17	3/8"NPT
UTPM40	43.5	8	13.5	21	1/2"NPT



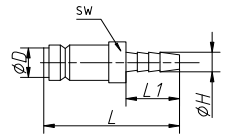

UT Series-
Barb Plug

ITEM	L	ΦD	L1	SW	ΦH
UTPH20	48.5	8	20	13	6.35mm
UTPH30	48.5	8	20	13	8mm
UTPH40	48.5	8	20	13	10mm

☎ +86 574 82823826 | Fax +86 574 82823825 | sales@xhnotion.com | Web: www.xhnotion.com

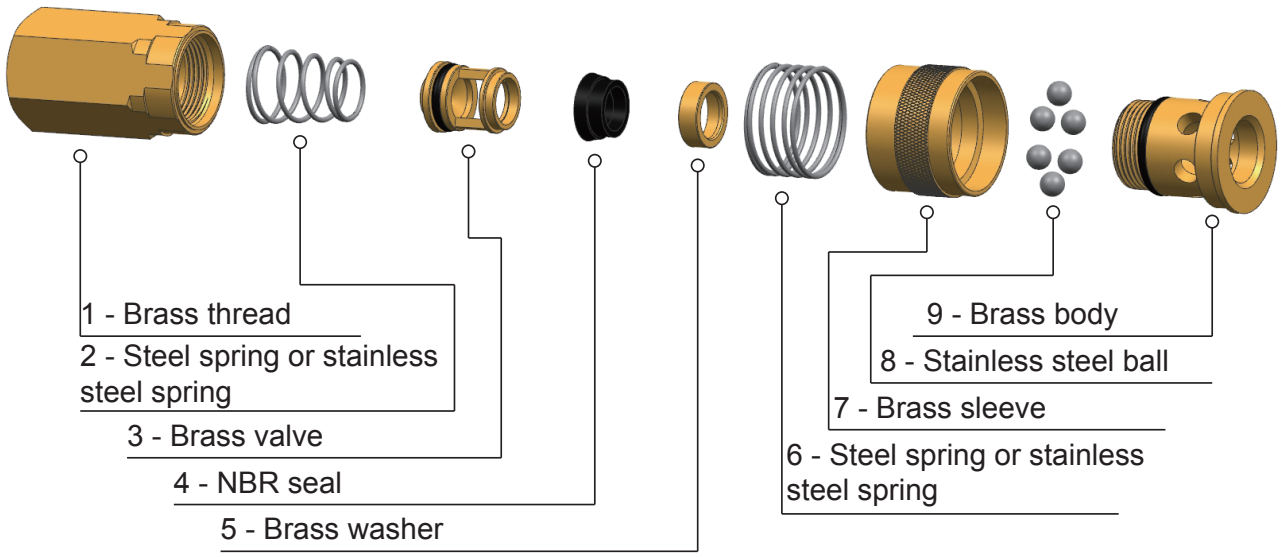



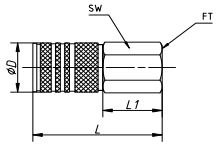

U1 Series-Female Socket

ITEM	L	ΦD	L1	SW	FT
U1-SF20	53	25	27	20	1/4"NPT
U1-SF30	54	25	28	20	3/8"NPT
U1-SF40	56	25	30.5	25	1/2"NPT



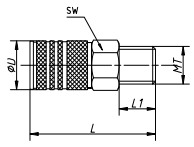

U1 Series-Male Socket

ITEM	L	ΦD	L1	SW	MT
U1-SM20	53	25	11	20	1/4"NPT
U1-SM30	54	25	11.5	20	3/8"NPT
U1-SM40	56	25	13.5	20	1/2"NPT



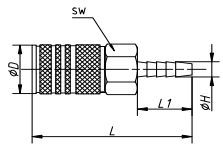

U1 Series-Barb Socket

ITEM	L	ΦD	L1	SW	ΦH
U1-SH20	65	25	20	20	6.35mm
U1-SH30	65	25	20	20	8mm
U1-SH40	65	25	20	20	10mm



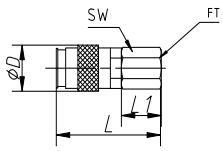

U38 Series-Female Socket

ITEM	L	ΦD	L1	SW	FT
U38-SF20	68.5	28.5	35	22	1/4"NPT
U38-SF30	69	28.5	35.5	22	3/8"NPT
U38-SF40	71.5	28.5	38.0	25	1/2"NPT



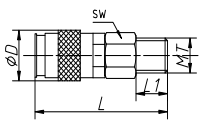

U38 Series-Male Socket

ITEM	L	ΦD	L1	SW	MT
U38-SM20	68.5	28.5	11	22	1/4"NPT
U38-SM30	70	28.5	12.5	22	3/8"NPT
U38-SM40	72	28.5	14.5	22	1/2"NPT



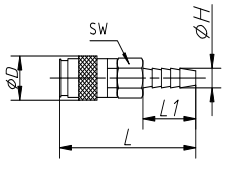

U38 Series-Barb Socket

ITEM	L	ΦD	L1	SW	ΦH
U38-SH20	75	28.5	16	20	6.35mm
U38-SH30	75.5	28.5	18	20	8mm
U38-SH40	77.5	28.5	20	20	10mm

QUICK COUPLING

NITTO SERIES QUICK COUPLER



FEATURES

1. We make Nitto one touch coupler, two touch quick coupler etc.
2. Target market: Japan, South East Asia, Australia etc.
3. Material: Steel, Brass, Stainless Steel.
4. Various surface coating: Chrome plated, Nickel plated, Copper color etc.
5. Proven and positive connection using ball-locking mechanism.
6. Used for air tools and air compressors.

* Please specify the item code, material, surface finish when inquirying.

SPECIFICATIONS

1. Max. Working Pressure: 150 Psi.
2. Temperature: -40 °F to 225 °F (-20 °C to 107°C).
3. Air Flow: 35 SCFM at 100 Psi inlet with 10 Psi pressure drop.

HOW TO ORDER

J	O	S	F	20
J: Nitto Series	O: One Touch Coupler C: Small Body Two Touch Coupler Blank: Big Body Two Touch Coupler	S: Socket P: Plug	F: Female Thread M: Male Thread H: Hose Barb P: For PU / PE Tubing N: Nut for Hose	10: 1/8” BSP 20: 1/4” BSP 30: 3/8” BSP 40: 1/2” BSP 20: 6.35mm hose 30: 8mm hose 40: 10mm hose

☎ +86 574 82823826 | Fax +86 574 82823825 | sales@xhnotion.com | Web: www.xhnotion.com

SPECIFICATIONS

Material	SS304
Pressure	0-20 Bar
Temperature Range(std seals)	-20 degree - 150 degree
Standard seal material	FKM

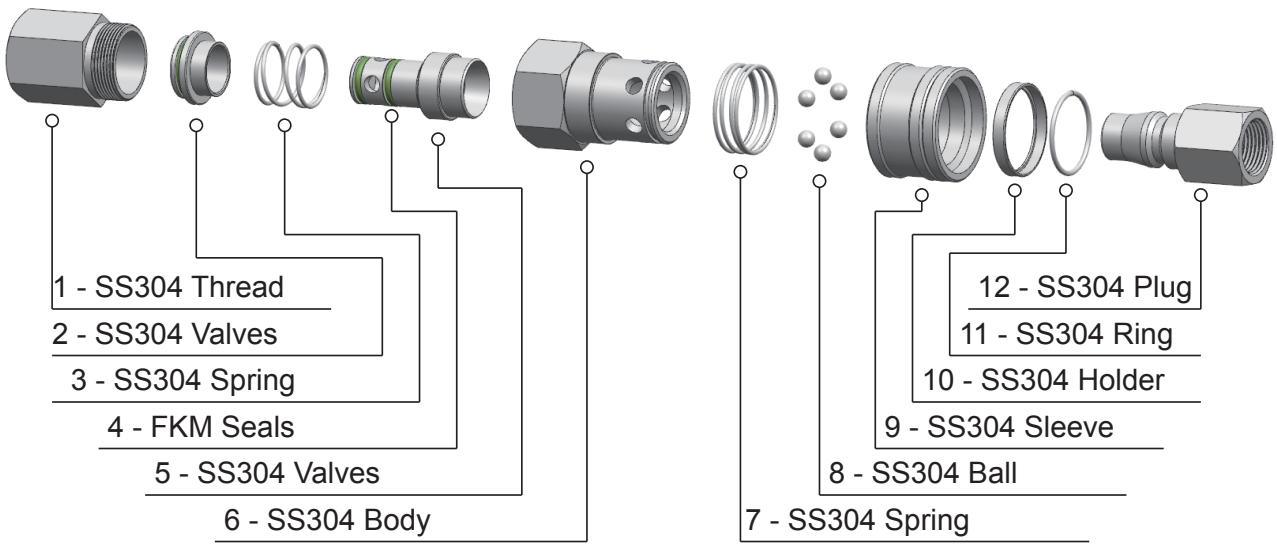



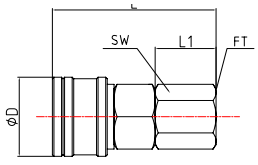

SSJO Series-
Female Socket

ITEM	L	ΦD	L1	SW	FT
SSJOSF20	54	26	20.5	19	1/4"BSP
SSJOSF30	54	26	20.5	22	3/8"BSP
SSJOSF40	56	26	22	25	1/2"BSP



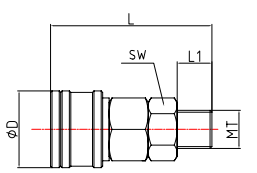

SSJO Series-
Male Socket

ITEM	L	ΦD	L1	SW	MT
SSJOSM20	56.5	26	14.5	19	1/4"BSP
SSJOSM30	56.5	26	14.5	19	3/8"BSP
SSJOSM40	58.5	26	17	21.5	1/2"BSP



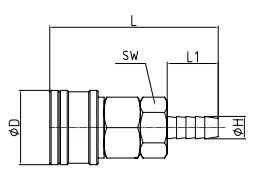

SSJO Series-
Barb Socket

ITEM	L	ΦD	L1	SW	ΦH
SSJOSH20	71	26	28	19	9mm
SSJOSH30	73	26	30	19	11mm
SSJOSH40	75	26	32	19	13mm



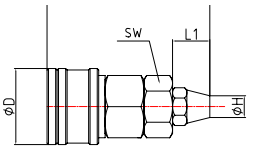

SSJO Series-
Air Hose Socket

ITEM	L	ΦD	L1	SW	ΦH
SSJOSN20	58	26	14	19	5*8mm
SSJOSN30	61	26	16	19	6.5*10mm
SSJOSN40	63.5	26	20	19	8*12mm



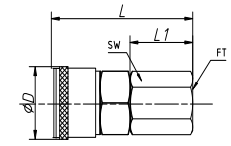

JO Series-
Female Socket

ITEM	L	ΦD	L1	SW	FT
JOSF20	54	26	20.5	19	1/4"BSP
JOSF30	54	26	20.5	22	3/8"BSP
JOSF40	56	26	22	25	1/2"BSP



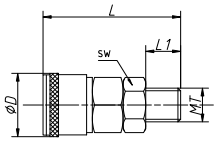

JO Series-
Male Socket

ITEM	L	ΦD	L1	SW	MT
JOSM20	56.5	26	14.5	19	1/4"BSP
JOSM30	56.5	26	14.5	19	3/8"BSP
JOSM40	58.5	26	17	21.5	1/2"BSP



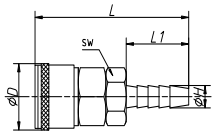

JO Series-
Barb Socket

ITEM	L	ΦD	L1	SW	ΦH
JOSH20	71	26	28	19	9mm
JOSH30	73	26	30	19	11mm
JOSH40	75	26	32	19	13mm



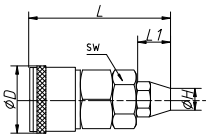

JO Series-
Air Hose Socket

ITEM	L	ΦD	L1	SW	ΦH
JOSN20	58	26	14	19	5*8mm
JOSN30	61	26	16	19	6.5*10mm
JOSN40	63.5	26	20	19	8*12mm



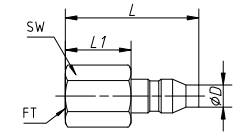

J Series-
Female Plug

ITEM	L	ΦD	L1	SW	FT
JPF20	38.5	10.9	16	16	1/4"BSP
JPF30	39	10.9	16.5	20	3/8"BSP
JPF40	41	10.9	18.5	25	1/2"BSP



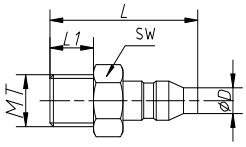

J Series-
Male Plug

ITEM	L	ΦD	L1	SW	MT
JPM20	39	10.9	13.5	14	1/4"BSP
JPM30	42	10.9	14	17	3/8"BSP
JPM40	45	10.9	16	20	1/2"BSP



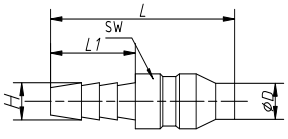

J Series-
Barb Plug

ITEM	L	ΦD	L1	SW	ΦH
JPH20	50.5	10.9	25	15	9mm
JPH30	55	10.9	28	15	11mm
JPH40	55	10.9	28	16	13mm



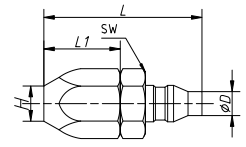

J Series-
Air Hose Plug

ITEM	L	ΦD	L1	SW	FT
JPN20	42.5	10.9	14	14	5*8mm
JPN30	45.5	10.9	17	16	6.5*10mm
JPN40	48	10.9	20	19	8*12mm

☎+86 574 82823826 | Fax +86 574 82823825 | sales@xhnotion.com | Web: www.xhnotion.com



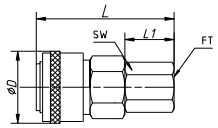

J Series-
Female Socket

ITEM	L	ΦD	L1	SW	FT
JSF20	50	26	20	19	1/4"BSP
JSF30	51	26	20	22	3/8"BSP
JSF40	53	26	22	25	1/2"BSP



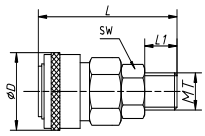

J Series-
Male Socket

ITEM	L	ΦD	L1	SW	MT
JSM20	53.5	26	14	19	1/4"BSP
JSM30	56.5	26	14	19	3/8"BSP
JSM40	59.5	26	16	22	1/2"BSP



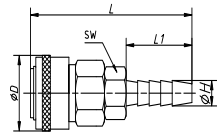

J Series-
Barb Socket

ITEM	L	ΦD	L1	SW	ΦH
JSH20	70.5	26	28	19	9mm
JSH30	70.5	26	28	19	11mm
JSH40	74	26	31.5	19	13mm



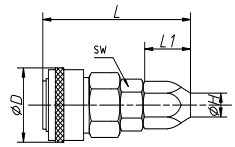

J Series-
Air Hose Socket

ITEM	L	ΦD	L1	SW	ΦH
JSN20	58	26	14	19	5*8mm
JSN30	61	26	18	19	6.5*10mm
JSN40	63.5	26	20	19	8*12mm



J Series-
Air Hose Socket
with Spring Sleeve

ITEM	L	ΦD	L1	SW	ΦH
JSP10	56	26	14	19	4*6 mm
JSP20	58	26	14	19	5*8mm
JSP30	61	26	16	19	6.5*10mm
JSP40	63.5	26	20	19	8*12mm



J Series-
Air Hose Plug with Spring Sleeve

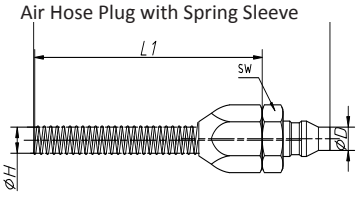

ITEM	L	ΦD	L1	SW	ΦH
JPP10	40.5	10.9	14	14	4*6mm
JPP20	42.5	10.9	14	14	5*8mm
JPP30	45.5	10.9	17	16	6.5*10mm
JPP40	48	10.9	20	19	8*12mm



3 WAY CONNECTOR



SF-01

MANIFOLDS CONNECTOR



SF-02

SWIVEL FITTINGS



SF-03

SWIVEL FITTINGS

QUICK COUPLING

KZD Series - ISO7241-B



KZD couplings are used across the spectrum of hydraulic applications. These Double Shut-Off couplings can be found anywhere that fluid transfer lines need to be connected and disconnected for operation or maintenance of equipment, and a loss of fluid is undesirable. Primarily used with hydraulic fluid.

KZD couplings are also used with chemicals, water, steam, and some gases.

SPECIAFICATION

Body Size(in)	1/8	1/4	3/8	1/2	3/4	1	1-1/4	1-1/2	2
Rated Pressure(PSI)	1000	1000	1000	1000	1000	1000	800	800	800
Rated Flow(GPM)	1	3	6	12	28	50	75	100	150
Temperature Range(std seals)	-20 degree - 120 degree								
Standard seal material	NBR								

FEATURES

- Poppet valves available to prevent uncoupled leakage.
- Poppet valves open automatially when coupled within rated working pressure, to keep the flow expeditely.
- Dependable ball-locking mechanism holds the mating halves together.
- Socket and plug are precision machined from solid bar stock.
- KZD series conforms to the standard ISO7241-B.
- Compatible with PARKER 60 Series, FASTER HNV Series, AEROQUIP FD45 Series and HANSEN HK Series.

☎+86 574 82823826 | Fax +86 574 82823825 | sales@xhnotion.com | Web: www.xhnotion.com



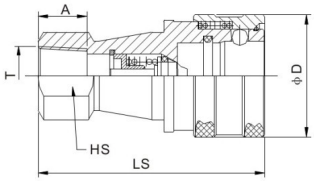

ISO	PARTNO.	LS	D	HS	A	T
5	KZD-01SF	48	24	14	8	G1/8
6.3	KZD-02SF	58	27	19	12.5	ZG1/4
10	KZD-03SF	65	35	22	13	ZG3/8
12.5	KZD-04SF	72.5	45	29	14	ZG1/2
20	KZD-06SF	88	54	36	17	ZG3/4
25	KZD-08SF	102	64.5	41	23	ZG1
31.5	KZD-10SF	115	69	54	27	ZG1-1/4
40	KZD-12SF	124	79	60	27	ZG1-1/2
50	KZD-16SF	132	102	77	30	ZG2

Note: Only size 01 to 08 conform to the standard of ISO 7241-B



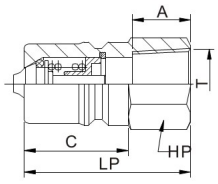

ISO	PARTNO.	LP	d	C	HP	A	T
5	KZD-01PF	29	10.8	19	14	8	G1/8
6.3	KZD-02PF	36	14.2	22.5	17	12.5	ZG1/4
10	KZD-03PF	40	19	25	22	13	ZG3/8
12.5	KZD-04PF	44	23.5	28	27	14	ZG1/2
20	KZD-06PF	52	31.4	36	36	17	ZG3/4
25	KZD-08PF	62	37.8	40	41	23	ZG1
31.5	KZD-10PF	70	45	45	52	27	ZG1-1/4
40	KZD-12PF	75	50	49	60	27	ZG1-1/2
50	KZD-16PF	80	70	52	77	30	ZG2

Note: Only size 01 to 08 conform to the standard of ISO 7241-B



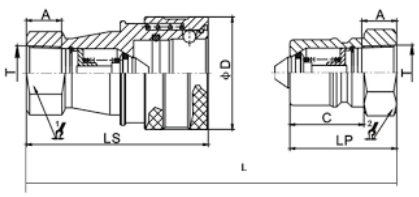

ISO	PARTNO.	L	D	HP1	HP2	T
5	KZD-01	58.5	24	14	14	G1/8
6.3	KZD-02	72.5	28	19	17	ZG1/4
10	KZD-03	80.5	35	22	22	ZG3/8
12.5	KZD-04	89	45	29	27	ZG1/2
20	KZD-06	105	54	36	36	ZG3/4
25	KZD-08	124.5	64.5	41	41	ZG1
31.5	KZD-10	140.5	69	54	52	ZG1-1/4
40	KZD-12	150.5	79	60	60	ZG1-1/2
50	KZD-16	160.5	102	77	77	ZG2

Note: Only size 01 to 08 conform to the standard of ISO 7241-B

BRASS DISTIBUTORS





Model	Thread	Material
Y2-03	3/8 G / NPT	Brass
Y2-04	1/2 G / NPT	Brass
Y3-03	3/8 G / NPT	Brass
Y3-04	1/2 G / NPT	Brass

BRASS FITTINGS WITH SLEEVE FOR SPIRAL HOSE





Model	For hose	Thread	Material	Mode
RF0850-02	8*5	1/4 BSPT / NPT	Brass + Nylon	Fixing thread
RF1065-02	10*6.5	1/4 BSPT / NPT	Brass + Nylon	Fixing thread
RF1280-03	12*8	3/8 BSPT / NPT	Brass + Nylon	Fixing thread
RF0850-02	8*5	1/4 BSPT / NPT	Brass + Nylon	Swivel thread
RF1065-02	10*6.5	1/4 BSPT / NPT	Brass + Nylon	Swivel thread
RF1280-03	12*8	3/8 BSPT / NPT	Brass + Nylon	Swivel thread
RF0850-G02	8*5	1/4 G	Brass + Nylon	Swivel thread
RF1065-G02	10*6.5	1/4 G	Brass + Nylon	Swivel thread
RF1280-G03	12*8	3/8 G	Brass + Nylon	Swivel thread

☎+86 574 82823826 | Fax +86 574 82823825 | sales@xhnotion.com | Web: www.xhnotion.com

AIR ACCESSORIES


WING NUT


GC-03 6.35mm, 8mm
WING NUT


SF-04
SWIVEL FITTINGS


SWIVEL FITTINGS


CL-01
MINI LUBRICATOR


CF-01
MINI FILTER


CR-01
AIR REGULATOR


SAFETY VALVE

GARDEN FITTINGS


1/2" COUPLER
GARDEN FITTINGS


1/2" PLUG
GARDEN FITTINGS


3/4" COUPLER
GARDEN FITTINGS


3/4" PLUG
GARDEN FITTINGS


FIRE NOZZLE


3/4 NOZZLE


3/4 FITTING

BALL VALVE

FULL PORT BALL VALVE STAINLESS STEEL

Ports	ASME B 1.20.1(NPT),DIN 259/DIN 2999. BS21, ISO 288-1, ISO 7-1
Pressure Loss	Full size port: minimal pressure loss
1000 WOG	Max. 1000 Psi for Water, Oil, Gas
Fluid Medium	Liquids and Gases
Body & Ball Type	Regular material: 304 Stainless Steel, SS302, SS316
Seal Type	PTFE (Teflon)
Temperature Range	-20~150°C
Handle	Heavy duty handle with blue vinly insulation

MATERIAL LIST

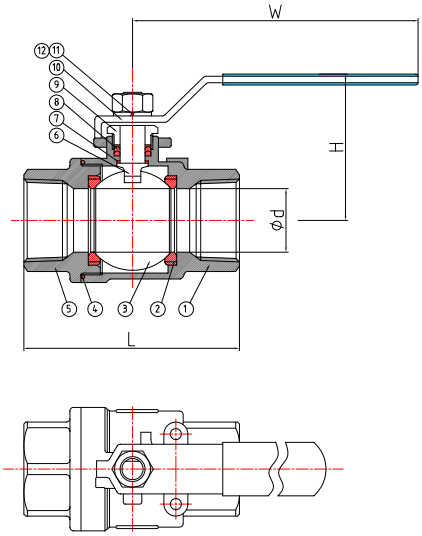

1	BALL VALVE BODY	SS304
2	SEALING WASHER	PTFE
3	BALL	SS304
4	O-RING	NBR
5	PACKING NUT	SS304
6	STEM	SS304
7	HANDLE NUT	STEEL
8	LOCK WASHER	SS304
9	BALL PACKING	PTFE
10	HANDLE	SS304
11	BALL VALVE CAP	SS304

DRAWING



SIZE	SSBV-FF	DN	L	H	W
1/2"	DN15	15	75	55	120
3/4"	DN20	20	80	59	120
1"	DN25	25	90	66	145
1-1/4"	DN32	32	110	71	145
1-1/2"	DN40	38	120	82	190
2"	DN50	50	140	90	190
2-1/2"	DN65	65	185	122	240
3"	DN80	80	205	135	250
4"	DN100	100	240	156	300



SIZE	SSBV-MF	DN	L	H	W
1/2"	DN15	15	75	55	120
3/4"	DN20	20	80	59	120
1"	DN25	25	90	66	145
1-1/4"	DN32	32	110	71	145
1-1/2"	DN40	38	120	82	190
2"	DN50	50	140	90	190

☎+86 574 82823826 | Fax +86 574 82823825 | sales@xhnotion.com | Web: www.xhnotion.com

BALL VALVE

FULL PORT BALL VALVE BRASS

Ports	ISO 288-1
Pressure Loss	Full size port: minimal pressure loss
600 WOG	Max. 600Psi for Water, Oil, Gas
Fluid Medium	Liquids and Gases
Body	Brass
Seal Type	PTFE (Teflon)
Temperature Range	-20~120°C
Handle	Heavy duty handle with blue vinly insulation

STRUCTURE

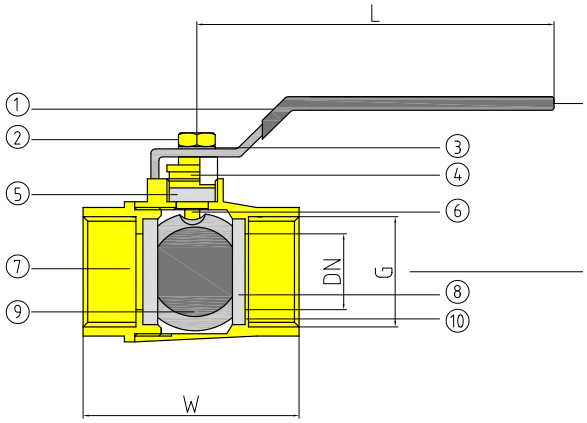

1	Handle	Steel
2	Nut	PTFE
3	Spring Lock Washer	Steel
4	Gland Nut	Brass
5	Packing	PTFE
6	Stem	Brass
7	Bonnet	Brass
8	Valve Seat	PTFE
9	Ball	Steel
10	Body	Brass

DRAWING



Model	BBV-15	BBV-20	BBV-25	BBV-40	BBV-50
DN (mm)	15	20	25	38	50
G (mm)	1/2"	3/4"	1"	1-1/2"	2"
W (mm)	49.5	57.5	68.5	88.5	105
L (mm)	90	100	110	120	160
H (mm)	47.5	54	58	82	93



Model	BBV-15MF	BBV-20MF	BBV-25MF	BBV-40MF	BBV-50MF
DN (mm)	15	20	25	38	50
G (mm)	1/2"	3/4"	1"	1-1/2"	2"
W (mm)	49.5	57.5	68.5	88.5	105
L (mm)	90	100	110	120	160
H (mm)	47.5	54	58	82	93

MINIATURE BRASS BALL VALVE


BV-01 1/4, 3/8, 1/2


BV-02 1/4, 3/8, 1/2


BV-03 1/4, 3/8, 1/2


BV-04 1/4, 3/8


BV-05 1/4, 3/8


BV-06 1/4, 3/8


BV-07 1/4, 3/8


BV-08 6mm

MINIATURE STAINLESS STEEL BALL VALVE

Ports	1/4, 3/8, 1/2
Pressure	Max 6.4 Mpa
Fluid Medium	Liquids and Gases
Body	SS304 (SS316)
Seal Type	PTFE (Teflon)
Handle	Steel (SS304)
Temperature Range	-20~150°C



BV-09



BV-10



BV-11



BV-12

AIR BLOW GUN

FEATURES

1. Strong blow, low consumption, energy saving.
2. Used for cleaning any kinds of machines and equipments.
3. Plastic body and metal body are available.
4. Different nozzles available upon request.
5. Two packing styles: Bulk packing and Blister packing.


CERTIFICATE OF CONFORMITY

CE APPROVED

SPECIFICATIONS

Fluid	Compressed Air
Max. Working Pressure	150 Psi
Temperature Range	0-60°C

MODEL LIST


AG-01


AG-01-300


AG-01B


AG-01F


AG-02



AG-02 blister packing


AG-02-300


AG-03R


AG-03BK


AG-03-500

AIR BLOW GUN

XHNOTION



AG-04



HG-01



AG-04 KITS



AG-05



AG-06



AG-06-100



AG-06 blister packing



AG-06-100 blister packing



DG-10-20



DG-10-20 & 50



DG-10 80MM



DG-10 blister packing



AG-07



AG-08



K601



K601-100



K601-K



10 PIECES GUN KITS



Heavy duty air gun 6x4



Heavy duty air gun 8x5

☎+86 574 82823826 | Fax +86 574 82823825 | sales@xhnotion.com | Web: www.xhnotion.com

TIRE GUN

FEATURES

1. Used for tire pressure measurement and air inflator.
2. Common gauge and digital gauge are both available.
3. Psi, bar, mbar and Mpa scales are available upon request.
4. Reliable quality at reasonable price.
5. Blister packing.



TG-17



TG-18

MODEL LIST



TG-01



TG-02



TG-03



TG-04



TG-05



TG-06



TG-07



TG-08



TG-09



TG-10



TG-11



TG-12



TG-13



TG-14



TG-15



TG-16

WASHING GUN



WG-01



WG-02



WG-03



WG-04



WG-05



WG-06



WG-07



WG-08

AIR TOOL KITS

12 Pieces Air Tool Accessory Kits



AK-12

- 1pc x 1/4" brass industrial coupler - 1/4"-18NPTF
- 1pc x 1/4" brass industrial coupler - 1/4"-18NPTM
- 2pcs x 1/4" brass industrial plugs - 1/4"-18NPTM
- 2pcs x 1/4" brass industrial plugs - 1/4"-18NPTF
- 1pc x 1/4" brass female ball foot tire chuck
- 1pc x 1/4" inflation needle
- 1pc x blow gun
- 1pc x safety nozzle
- 1pc x rubber tip
- 1pc x tapered inflation nozzle

17 Pieces Air Tool Accessory Kits



AK-17

- 1pc x 1/4" brass industrial coupler - 1/4"-18NPTF
- 4pcs x 1/4" brass industrial plugs - 1/4"-18NPTM
- 2pcs x 1/4" brass industrial plugs - 1/4"-18NPTF
- 2pcs x 1/4" brass male nipple - 1/4"-18 NPTM
- 1pc x 1/4" brass female nipple - 1/4''-18NPTF
- 1pc x dual wheel truck type chuck
- 1pc x pencil tire gauge
- 1pc x blow gun
- 1pc x inflation needle
- 1pc x tapered inflation nozzle
- 1pc x safety nozzle
- 1pc x male & female nipple 1/4" NPT

☎+86 574 82823826 | Fax +86 574 82823825 | sales@xhnotion.com | Web: www.xhnotion.com

18 Pieces Air Tool Accessory Kits



AK-18

- 1pc x 1/4" brass industrial coupler - 1/4"-18NPTF
- 1pc x 1/4" brass industrial plug - 1/4"-18NPTF
- 1pc x 1/4" brass industrial - 1/4"-18NPTM
- 1pc x tapered rubber nozzle
- 1pc x brass male nipppe 1/4" NPTM
- 1pc x rubber nozzle
- 1pc x steel nozzle
- 1pc x safety nozzle
- 1pc x inflation needle
- 1pc x dual tire chuck
- 1pc x tire gauge
- 1pc x power wire brush
- 2pcs x large bore valve cores
- 1pc x brass screen on chuck
- 1pc x brass chuck adaptor
- 1pc x female brass connector
- 1pc x high pressure brass nozzle

20 Pieces Air Tool Accessory Kits



AK-20

- 2pcs x 1/4" brass industrial couplers - 1/4"-18NPTF
- 2pcs x 1/4" steel industrial plugs - 1/4"-18NPTF
- 3pcs x 1/4" steel industrial plugs - 1/4"-18NPTM
- 2pcs x inflation needles
- 1pc x brass male nipple 1/4"NPTM
- 1pc x brass female nipple 1/4"NPTF
- 1pc x brass male & female connector 1/4''NPT
- 1pc x blow gun
- 1pc x rubber nozzle
- 1pc x safety nozzle
- 1pc x tapered inflation nozzle
- 1pc x dual tire chuck
- 1pc x tire gauge
- 1pc x seal tape
- 1pc x PE tubes with male connector 1/4''NPT

5 Pieces Accessory Kits



AK-05-1

- 1pc x air blow gun
- 1pc x painting gun
- 1pc x washing gun
- 1pc x tire gun
- 1pc x spiral tubes with connector



AK-05-2

- 1pc x 1/4" brass industrial coupler - 1/4"-18NPTF
- 1pc x 1/4'' brass industrial plug - 1/4"-18NPTF
- 3pcs x 1/4'' brass industrial plugs - 1/4"-18NPTM



TUBING

PU PACKING



Box Packing



Hose Reel Packing

HOW TO ORDER

PU	08	60	B	100
1	2	3	4	5

1. Tube Material: PU, NYLON, PE, PTFE, PVC.
2. Outer Diameter: millimeter or inch size.
3. Inner Diameter: millimeter or inch size.
4. Tube Color: Transparent with blue or other colors are available;
   Regular Tube Color: Blue, Transparent, Black.
5. Roll Length: meters.



BK-Black O-Orange W-White B-Blue G-Green R-Red Y-Yellow C-Clear

SPECIFICATIONS

Technical Information	Polyurethane Tubing
Material	Polyester (Polyether option)
Fluid	Air, Water
Burst Pressure (20°C)	400 Psi
Working Pressure (20°C)	0-150 Psi
Operating Temperature	-20~60 ℃
Shore	95A, 98A
Size Tolerance	3-8mm, +/-0.10 mm
	10-16mm, +/-0.15 mm

METRIC SIZE&Inch Size

Metric Size	O.D.(mm)	I.D.(mm)	Bending Radius(mm)	Standard Length
PU0320	3	2	8	200m
PU0425	4	2.5	10	200m
PU0530	5	3	10	200m
PU0640	6	4	15	200m
PU0860	8	6	20	100m
PU0850	8	5	20	100m
PU1065	10	6.5	25	100m
PU1280	12	8	35	100m
PU1410	14	10	45	100m
PU1612	16	12	70	100m
Imperial Size	**O.D.(Inch)**	**I.D.(Inch)**	**Bending Radius(mm)**	**Standard Length**
PU1/8	1/8"	0.079"	8	200m
PU5/32	5/32"	0.093"	10	200m
PU3/16	3/16"	1/8"	10	200m
PU1/4	1/4"	0.17"	15	100m
PU5/16	5/16"	0.196"	20	100m
PU3/8	3/8"	1/4"	25	100m
PU1/2	1/2"	0.33"	35	100m



AHC SERIES

Metric Size	O.D.(mm)	I.D.(mm)	Total Length per Roll (meter)
AHC0425	4	2.5	1~30
AHC0640	6	4	1~30
AHC0850	8	5	1~30
AHC1065	10	6.5	1~30
AHC1280	12	8	1~30
AHC1410	14	10	1~30
AHC1612	16	12	1~30

SPIRAL TUBING with FITTINGS

AHC-01



PU hose with Brass swivel fittings

AHC-02



PU hose with Nitto quick coupler

AHC-03



PU hose with Aluminum swivel fitting
Rubber sleeve

AHC-04



PU hose with Aluminum swivel fitting
Rubber sleeve

AHC-05



PU hose with Euro universal coupler

AHC-06



PU hose with Germany quick coupler

AHC-07



PU hose with USA industrial coupler

AHC-08



PU/NYLON hose
with 1/4" solid fittings

AHC-09



PU hose with 1/4" female fittings

☎ +86 574 82823826 | Fax +86 574 82823825 | sales@xhnotion.com | Web: www.xhnotion.com



XHnotion polyurethane braided tubing is supplied in two different materials (ether or ester).The ether based hoses make it resistant to attack from moisture and water. Polyurethane Braid tubing ester base is similarity except oils, greases and fuels. They are used for the places where applications involve repeated flexing, heavy vibration, or abrasion, and offers superior service life over than other material.

FEATURES

Greater pressure capability than non-reinforced polyurethane tubing.

Very ligh tweight and easy to handle.

The most abrasion resistant.

Resistant to weathering, tearing, impact, oils, greases and fuels.

Very flexible and used friendly, even in subzero temperatures.

For order production, we also supply hose with U.V stabilized for long service life
For heavy duty pneumatic tools application.

HOW TO ORDER

PBS	08	50	R	100
Model	O.D.	I.D.	Color	Length

SPECIFICATIONS

Technical Information	PU Braided Tube
Material	Ester-or ether Based Polyurethane
Fluid	Air, Water
Burst Pressure (20°C)	60Bar
Working Pressure (20°C)	20Bar
Operating Temperature	-20~80°C

ORDERING INFORMATION

Model	O.D.(mm)	I.D.(mm)	Bending Radius (mm)	Standard Length	Net weight (kg/roll)
PBS-0850	8	5	20	100m	3.8
PBS-1065	10	6.5	30	100m	5.6
PBS-1280	12	8	40	100m	7.8
PBS-3/8	9.5	6.35	30	100m	4.9
PBS-1/2	12.7	8.46	40	100m	8.8

Regular stock: PBS-1065, PBS1280, color: blue, orange. Other sizes can be offered, please contact with us.

HOW TO ORDER



PE	08	60	W	100
1	2	3	4	5

1. Tube Material: PE, PU, NYLON, PTFE, PVC.
2. Outer Diameter: millimeter or inch size.
3. Inner Diameter: millimeter or inch size.
4. Tube Color: Regular color is White.
5. Roll Length: meters.



BK-Black W-White B-Blue G-Green R-Red

SPECIFICATIONS

Technical Information	PE Tubing
Material	Polyethylene
Fluid	Air, Water
Burst Pressure (20°C)	360 Psi
Working Pressure (20°C)	0-120 Psi
Operating Temperature	0~40 ℃
Density	0.92 g/cc
Size Tolerance	4-8mm, +/-0.10 mm
	10-16mm, +/-0.15 mm

METRIC SIZE & INCH SIZE

Metric Size	O.D.(mm)	I.D.(mm)	Bending Radius(mm)	Standard Length
PE0425	4	2.5	10	200m
PE0640	6	4	15	200m
PE0850	8	5	25	100m
PE1065	10	6.5	30	100m
PE1280	12	8	37	100m
PE1612	16	12	65	100m
Imperial Size	**O.D.(Inch)**	**I.D.(Inch)**	**Bending Radius(mm)**	**Standard Length**
PE1/4	1/4"	0.17"	15	100m
PE5/16	5/16"	0.196"	25	100m
PE3/8	3/8"	1/4"	30	100m

☎+86 574 82823826 | Fax +86 574 82823825 | sales@xhnotion.com | Web: www.xhnotion.com

HOW TO ORDER



NY	08	60	BK	100
1	2	3	4	5

1. Tube Material: NYLON, PU, PE, PTFE, PVC
2. Outer Diameter: millimeter or inch size.
3. Inner Diameter: millimeter or inch size.
4. Tube Color: Regular color is Black.
5. Roll Length: meters.



BK-Black W-White B-Blue R-Red

SPECIFICATIONS

Technical Information	Nylon Tubing (Polyamide Tube)
Material	PA12, PA11, PA6
Fluid	Air, Water, Oil
Burst Pressure (20 °C)	870 Psi
Working Pressure (20 °C)	0-360 Psi
Operating Temperature	-40~120 ℃
Density	1.04 g/cc
Size Tolerance	3-8mm, +/-0.10 mm
	10-20mm, +/-0.15 mm

METRIC SIZE

Metric Size	O.D.(mm)	I.D.(mm)	Bending Radius(mm)	Standard Length
NY0320	3	2	18	100m
NY0425	4	2.5	20	100m
NY0640	6	4	40	100m
NY0860	8	6	50	100m
NY1075	10	7.5	65	100m
NY1080	10	8	65	100m
NY1290	12	9	70	100m
NY1411	14	11	80	100m
NY1612	16	12	130	100m
NY1815	18	15	155	100m

INCH SIZE

Imperial Size	O.D.(Inch)	I.D.(Inch)	Bending Radius(mm)	Standard Length
NY1/8	1/8"	0.079"	18	100m
NY5/32	5/32"	0.093"	20	100m
NY1/4	1/4"	0.17"	40	100m
NY5/16	5/16"	0.236"	50	100m
NY3/8	3/8"	0.295"	65	100m
NY1/2	1/2"	0.355"	70	100m
NY1/2	1/2"	0.33"	35	100m

AIR BRAKING TUBING



Model	Coils Number	Coil Outer Diameter(mm)	Working Length(mm)	Fittings
QS-15	15	105	2.5	M18X1.5 M22X1.5
QS-18	18	85	2.5	
		105	3	
QS-20	20	85	2.75	
		105	3.25	
QS-22	22	85	3	
		105	3.5	
QS-24	24	85	3.25	
		105	3.75	
QS-26	26	85	3.5	
		105	4	
QS-28	28	105	4.25	
QS-30	30	105	4.5	

TRAILER ELECTRICAL COIL



Model	TRAILER ELECTRICAL CABLE
Material	PA11, PA12, PA6
Cable	0.5mm3, 0.75mm3
Cable Length	4.5m, 5.5m
Connector	7 pins, 15 pins
Connector Material	metal housing, plastic housing

☎+86 574 82823826 | Fax +86 574 82823825 | sales@xhnotion.com | Web: www.xhnotion.com

FEATURES

- 100% Pressure Tested
- Excellent UV Stability
- Abrasion Resistant
- Kink Resistant



STANDARDS

- Meets SAE Specification J844

Tube O.D.	Outside Diameter		Inside Diameter		Nominal Wall Thickness		Burst Pressure at 73 ℉ /23℃		Minimum Bend Radlus		Weight		Standard Reel	
inch	inch	mm	inch	mm	inch	mm	psi	bar	inch	mm	lbs./100ft.	kg./31mtr.	feet	meter
1/8	0.125	3.2	0.079	2.0	0.023	0.6	1000	69.0	0.370	9.4	0.340	0.154	1000	305
5/32	0.156	4.0	0.092	2.3	0.032	0.8	1200	82.7	0.500	12.7	0.570	0.259	1000	305
3/16	0.188	4.8	0.118	3.0	0.035	0.9	1200	82.7	0.750	19.1	0.770	0.349	1000	305
1/4	0.250	6.4	0.170	4.3	0.040	1.0	1200	82.7	1.00	25.4	1.21	0.549	1000	305
5/16	0.313	7.9	0.232	5.9	0.040	1.0	1000	69.0	1.25	31.8	1.57	0.712	500	152
3/8	0.375	9.5	0.251	6.4	0.062	1.6	1400	96.5	1.50	38.1	2.70	1.22	500	152
1/2	0.500	12.7	0.376	9.6	0.062	1.6	950	65.5	2.00	50.8	3.90	1.77	500	152
5/8	0.625	15.9	0.441	11.2	0.092	2.3	900	62.1	2.50	63.5	7.00	3.18	250	76
3/4	0.750	19.1	0.566	14.4	0.092	2.3	800	55.2	3.00	76.2	8.60	3.90	250	76

CONSTRUCTURE

Material:
Type A - Single-wall extruded Nylon (polyamide) for all size
Type B - Nylon (polyamide) core, fiber reinforcement, Nylon (polyamide) cover/sheath
From 1/4 O.D. to 3/4 O.D.

OPERATING PARAMETERS

Temperature Range: -40 ℉ (-40℃)to + 200 ℉ (93℃)
Working Pressure: 150 psi (10.3 bar)

Feature

Flame-retardant double -layer polyurethane tube, suitable for welding workplace with sparks and under mining condition. Hose material is flame retardant polyurethane, flame retardant grade VO(UL94-VD). Long service life and outstanding aging abilities. Excellent resistance to oils, solvents, and other non-aqueous solutions

Application

In the occasions where spark occurs during welding work

Specifications

Technical Information	Flame resist tubing
Material	Inner layer is Polyurethane tube, Outer layer is Polyolefin (Equivalent to UL-94 standard V-0)
Fluid	Air, Water
Operating Temperature	-20~60 ℃
Size Tolerance	4-8mm, +/-0.10 mm
	10-16mm, +/-0.15 mm



HOW TO ORDER

PUH 08 60 - B 100

- **Roll Length:** meters.
- **Tube Color:** blue or other colors are available
- **Tube Inner Diameter:** Metric Size / Inch Size
- **Tube Outer Diameter:** Metric Size / Inch Size
- **Models**

ITEM NO.	D1 (O.D.)	D2(I.D.)	Length	Net weight (kg/Roll)	Min.working pressure at 20℃ （bar）	Min.burst pressure at 20℃ （bar）	Min.bend radius at 20℃ （mm）
PUH-0640	6mm	4mm	100m	5.6	10bar	30bar	15mm
PUH-0850	8mm	5mm	100m	8.8	10bar	30bar	20mm
PUH-1065	10mm	6.5mm	100m	11.5	10bar	30bar	30mm
PUH-1280	12mm	8mm	100m	14.0	10bar	30bar	45mm
PUH-1/4	6.35mm	4.23mm	100m	6.0	10bar	30bar	20mm
PUH-3/8	9.52mm	6.35mm	100m	11.0	10bar	30bar	30mm

☎+86 574 82823826 | Fax +86 574 82823825 | sales@xhnotion.com | Web: www.xhnotion.com

HOW TO ORDER



TF	08	60	W	100
1	2	3	4	5

1. Tube Material: PTFE (Teflon).
2. Outer Diameter: millimeter or inch size.
3. Inner Diameter: millimeter or inch size.
4. Tube Color: Regular color is White.
5. Roll Length: meters.



BK-Black W-White B-Blue R-Red

SPECIFICATIONS

Technical Information	PTFE Tubing
Material	Teflon
Fluid	Air, Water, Oil, Corrosion Fuild, Steam
Burst Pressure (20 °C)	400 Psi
Working Pressure (20 °C)	0-150 Psi
Operating Temperature	-100~260 ℃
Density	2.16 g/cc
Size Tolerance	4-8mm, +/-0.10 mm
	10-16mm, +/-0.15 mm

METRIC SIZE & INCH SIZE

Metric Size	O.D.(mm)	I.D.(mm)		Imperial Size	O.D.(Inch)	I.D.(Inch)	Length per Roll(m)
TF0201	2	1		TF1/16	1/16"	1/32"	Upon Request
TF0320	3	2		TF1/8	1/8"	0.079"	
TF0420	4	2		TF5/32	5/32"	0.093"	
TF0640	6	4		TF1/4	1/4"	0.17"	
TF0860	8	6		TF5/16	5/16"	0.196"	
TF1080	10	8		TF3/8	3/8"	1/4"	
TF1210	12	10		TF1/2	1/2"	3/8"	
TF1411	14	11		TF3/4	3/4"	1/2"	
TF1612	16	12					

AIR TUBING

PVC TUBES



XHnotion PVC clear single tube is transparent, unreinforced, flexible, it is made from non-toxic clear PVC. It is therefore suitable for a wide range of applications where many liquids, gases, powders & fine granules are used.

FEATURES

Made from non-toxic ingredients.

It has outstanding flow characteristics with crystal clear body and mirror-smooth surface.

Does not impart a taste or odor.

Easy to clean & purge

Lightweight yet tough and abrasion resistant

As flexible as rubber

Used for a wide variety of chemicals, gases, and liquids.

HOW TO ORDER

PVCA	08	50	R	100
Model	O.D.	I.D.	Color	Length

SPECIFICATIONS

Technical Information	PVC CLEAR SINGLE TUBE
Material	non-toxic clear flexible PVC
Fluid	Water, Oil, Weak chemicals, other liquids
Operating Temperature	-5~65°C

ORDERING INFORMATION

Model	I.D.		O.D.(mm)	Working Pressure (MPa)	Burst Pressure (MPa)	Net weight (kg/m)
	inch	mm				
PVCA-0806	1/4"	6	8	0.15	0.45	0.031
PVCA-1008	5/6"	8	10	0.15	0.4	0.04
PVCA-1210	3/8"	10	12	0.15	0.4	0.048
PVCA-1512	1/2"	12	15	0.1	0.3	0.089
PVCA-1815	5/8"	15	18	0.1	0.3	0.109
PVCA-2319	3/4"	19	23	0.1	0.3	0.185
PVCA-3025	1"	25	30	0.1	0.3	0.302
PVCA-3832	1-1/4"	32	38	0.1	0.3	0.462
PVCA-4438	1-1/2"	38	44	0.1	0.3	0.541
PVCA-5850	2"	50	58	0.1	0.25	0.950

Other sizes can be offered, please contact with us.

☎ +86 574 82823826 | Fax +86 574 82823825 | sales@xhnotion.com | Web: www.xhnotion.com



XHnotion PVC fiber reinforced hose also named as PVC net hose, commonly called as snake hose, it's suitable for pressure or corrosive gas, liquid transporting.
It's widely used in machinery, coal, petroleum, chemical industry, agricultural irrigation, construction, civil and other fields. Now also used in a large number of gardens, lawn watering.

HOW TO ORDER

PVCE	08	50	R	100
Model	O.D.	I.D.	Color	Length

FEATURES

Non-toxic clear flexible PVC.

It's flexible, transparance, pressure, pressure resistant, abrasion resistant and corrosion resistant with much longer life.

SPECIFICATIONS

Technical Information	PVC FIBER REINFORCED TUBE
Material	two layer of non-toxic clear flexible PVC with a high tensile synthetic fibre spiraled reinforcement in the middle
Fluid	air, water, oil, fuel, weak chemicals
Operating Temperature	-5~65°C

ORDERING INFORMATION

Model	I.D. inch	I.D. mm	O.D.(mm)	Working Pressure (MPa)	Burst Pressure (MPa)	Net weight (kg/m)
PVCE-1005	3/16"	5	10	1	3	0.082
PVCE-1006	1/4"	6	10	0.8	2.4	0.070
PVCE-1106		6	11	1	3	0.093
PVCE-1208	5/16"	8	12	0.8	2.4	0.088
PVCE-1308		8	13	1	3	0.115
PVCE-1410	3/8"	10	14	0.7	2.1	0.106
PVCE-1510		10	15	0.8	2.4	0.137
PVCE-1612	1/2"	12	16	0.6	1.8	0.123
PVCE-1713		13	17	0.5	1.5	0.132
PVCE-1813		13	18	0.6	1.8	0.170
PVCE-2015	5/8"	15	20	0.7	2	0.192
PVCE-2016		16	20	0.5	1.6	0.158
PVCE-2116		16	21	0.7	2	0.203
PVCE-2419	3/4"	19	24	0.6	1.8	0.236
PVCE-2519		19	25	0.7	2.1	0.290
PVCE-3025	1"	25	30	0.6	1.8	0.302
PVCE-3832	1-1/4"	32	38	0.4	1.2	0.462
PVCE-4638	1-1/2"	38	46	0.4	1.5	0.739
PVCE-5545	1-3/4"	45	55	0.5	1.5	1.099
PVCE-6050	2"	50	60	0.4	1.2	1.209
PVCE-8064	2-1/2"	64	80	0.3	1	2.532

Other sizes can be offered, please contact with us.

AIR TUBING

PVC-RUBBER HOSES



always soft even in winter
high pressure resistance

XHnotion rubber-PVC tube adopts quality PVC & rubber composite material, which is light, elastic, aging resistant, acid and alkali resistant, etc..
Besides, it is smooth in appearance, and remains soft in the winter. Service life is 2 to 3 times longer than that of traditional rubber hose. This new product can replace traditional rubber hose .

FEATURES

High pressure, anti-bending, less distortion and nice smooth surface.

Very light weight and easy to handle.

Resistant to abrasion, weathering, UV, heating, tearing, impact, oils, greases and fuels.

It's used for heavy duty air impact wrench, heavy duty pneumatic tools, compressor, engine fittings and civil engineering equipments, etc..



fully-dense weaved hose

HOW TO ORDER

HPR	1/4	R	100
Model	I.D.	Color	Length

SPECIFICATIONS

Technical Information	Rubber-PVC Tube
Material	PVC & rubber composite materials
Fluid	Air, Water
Burst Pressure (20°C)	200Bar
Working Pressure (20°C)	60Bar
Operating Temperature	-15~70°C

ORDERING INFORMATION

Model	I.D.(mm)	O.D.(mm)	W.P(bar)	B.P(bar)
HPR1/4	6	13	70	220
HPR5/16	8	15.8	60	200
HPR3/8	10	16	50	180
HPR1/2	13	20	40	120
HPR5/8	16	24	30	110

Other sizes can be offered, please contact with us.

☎+86 574 82823826 | Fax +86 574 82823825 | sales@xhnotion.com | Web: www.xhnotion.com

FEATURES

1. Can be continuously used under -60°C ~ 200°C temperature.
2. Excellent elasticity, arc resistance, corona resistance, high pressure resistant, resistance to ozone, high tear resistance etc.
3. Environment friendly, non-toxic, tasteless, safe and reliable, good physical stability etc.
4. Standard color: Black, Red, Blue, White, Gray, Green, Transparent etc.
5. Used for many industries, such as aviation, electron, oil, chemical industry, machinery, electrical equipment, medical treatment etc.



SPECIFICATIONS

1. Temperature Range: -60°C~200°C;
   in short periods up to +260°C.
2. Shore: From 30A to 90A.
3. Size: 2mm-50mm.

REGULAR SIZE

Metric Size	O.D.(mm)	I.D.(mm)		Imperial Size	O.D.(Inch)	I.D.(Inch)	Length per Roll(m)
SI0201	2	1		**SI1/16**	1/16''	1/32''	Upon Request
SI0320	3	2		**SI1/8**	1/8"	0.079"	
SI0420	4	2		**SI5/32**	5/32"	0.093"	
SI0640	6	4		**SI1/4**	1/4"	0.17"	
SI0860	8	6		**SI5/16**	5/16"	0.196"	
SI1080	10	8		**SI3/8**	3/8"	1/4"	
SI1210	12	10		**SI1/2**	1/2"	3/8"	
SI1411	14	11		**SI3/4**	3/4"	1/2"	
SI1612	16	12		**SI3/4**	3/4"	5/8"	

TUBE CUTTERS



TC-01



TC-02



TC-03



TC-04

FEATURES

1. Push-fit technology.
2. Quick disconnection without the need for tools.
3. High chemical resistance.
4. Food quality, suitable for potable liquids and pure water applications.
5. Not suitable for compressed air and vacuum applications

SPECIFICATIONS

Fluid	Water, Air
Max. Working Pressure	150 Psi
Temperature Range	0~60 °C
Material	POM
Applied Tubes	Polyethylene Tubes

MATERIAL DIAGRAM

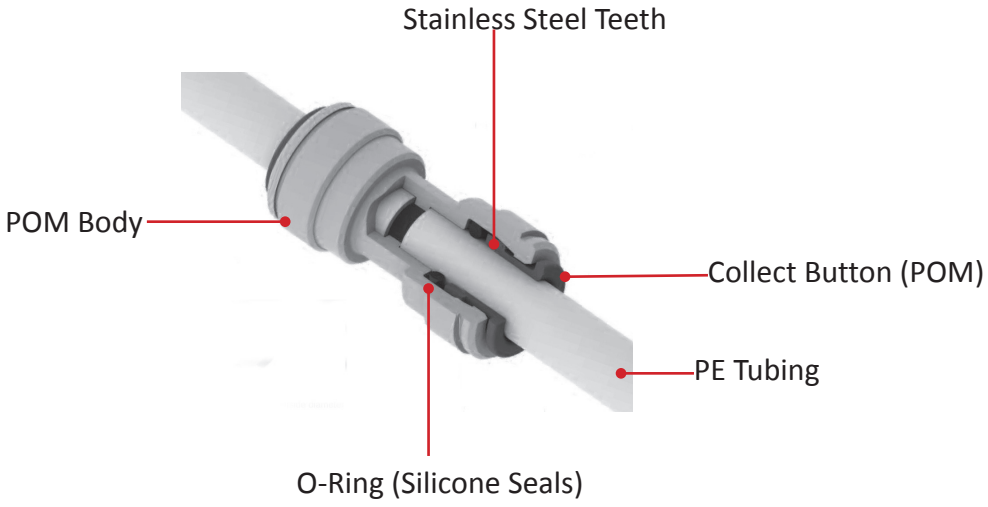



PPC

Model	Tube O.D (Inch)	Thread (BSPT)
PPC 1/4-01	1/4	1/8
PPC 1/4-02	1/4	1/4
PPC 1/4-03	1/4	3/8
PPC 1/4-04	1/4	1/2
PPC 3/8-02	3/8	1/4
PPC 3/8-03	3/8	3/8
PPC 3/8-04	3/8	1/2



PPCF

Model	Tube O.D (Inch)	Thread (BSPT)
PPCF 1/4-01	1/4	1/8
PPCF 1/4-02	1/4	1/4
PPCF 1/4-03	1/4	3/8
PPCF 1/4-04	1/4	1/2
PPCF 3/8-02	3/8	1/4
PPCF 3/8-03	3/8	3/8
PPCF 3/8-04	3/8	1/2

☎ +86 574 82823826 Fax +86 574 82823825 sales@xhnotion.com Web: www.xhnotion.com



PPL

Model	Tube O.D. (Inch)	Thread (BSPT)
PPL 1/4-01	1/4	1/8
PPL 1/4-02	1/4	1/4
PPL 1/4-03	1/4	3/8
PPL 1/4-04	1/4	1/2
PPL 3/8-02	3/8	1/4
PPL 3/8-03	3/8	3/8
PPL 3/8-04	3/8	1/2



PCBF

Model	Tube O.D. (Inch)	Thread (BSPT)
PCBF 1/4-01	1/4	1/8
PCBF 1/4-02	1/4	1/4
PCBF 1/4-03	1/4	3/8
PCBF 1/4-04	1/4	1/2
PCBF 3/8-02	3/8	1/4
PCBF 3/8-03	3/8	3/8
PCBF 3/8-04	3/8	1/2



PLBF

Model	Tube O.D. (Inch)	Thread (BSPT)
PLBF 1/4-01	1/4	1/8
PLBF 1/4-02	1/4	1/4
PLBF 1/4-03	1/4	3/8
PLBF 1/4-04	1/4	1/2
PLBF 3/8-02	3/8	1/4
PLBF 3/8-03	3/8	3/8
PLBF 3/8-04	3/8	1/2



PPLF

Model	Tube O.D. (Inch)	Thread (BSPT)
PPLF 1/4-01	1/4	1/8
PPLF 1/4-02	1/4	1/4
PPLF 1/4-03	1/4	3/8
PPLF 1/4-04	1/4	1/2
PPLF 3/8-02	3/8	1/4
PPLF 3/8-03	3/8	3/8
PPLF 3/8-04	3/8	1/2



PPB

Model	Tube O.D. (Inch)	Thread (BSPT)
PPB 1/4-01	1/4	1/8
PPB 1/4-02	1/4	1/4
PPB 1/4-03	1/4	3/8
PPB 3/8-02	3/8	1/4
PPB 3/8-03	3/8	3/8
PPB 3/8-04	3/8	1/2



PPD

Model	Tube O.D. (Inch)	Thread (BSPT)
PPD 1/4-01	1/4	1/8
PPD 1/4-02	1/4	1/4
PPD 1/4-03	1/4	3/8
PPD 3/8-02	3/8	1/4
PPD 3/8-03	3/8	3/8
PPD 3/8-04	3/8	1/2



PPHH

Model	Tube O.D. (Inch)	Thread (BSPT)
PPHH 1/4-02	1/4	1/4



PPH

Model	Tube O.D. (Inch)	Thread (BSPT)
PPH 1/4	1/4	1/4



PBVFS

Model	Tube O.D. (Inch)	Thread (BSPT)
PBVFS 1/4-02	1/4	1/4



PBVFF

Model	Tube O.D. (Inch)	Tube O.D. (Inch)
PBVFF 1/4-02	1/4	1/4

WATER FITTINGS

XHNOTION



PPU

Model	Tube O.D. (Inch)	Tube O.D. (Inch)
PPU 1/4	1/4	1/4
PPU 5/16	5/16	5/16
PPU 3/8	3/8	3/8
PPU 3/8-1/4	3/8	1/4



PPV

Model	Tube O.D. (Inch)	Tube O.D. (Inch)
PPV 1/4	1/4	1/4
PPV 5/16	5/16	5/16
PPV 3/8	3/8	3/8
PPV 3/8-1/4	3/8	1/4



PPE

Model	Tube O.D. (Inch)	Tube O.D. (Inch)
PPE 1/4	1/4	1/8
PPE 5/16	5/16	1/4
PPE 3/8	3/8	3/8
PPE 3/8-1/4	3/8	1/4



PPY

Model	Tube O.D. (Inch)	Tube O.D. (Inch)
PPY 1/4	1/4	1/4



PPM

Model	Tube O.D. (Inch)	Tube O.D. (Inch)
PPM 1/4	1/4	1/4



PPGJ

Model	Tube O.D. (Inch)	Stem O.D. (Inch)
PPGJ 1/4	1/4	1/4



PPLGJ

Model	Tube O.D. (Inch)	Stem O.D. (Inch)
PPLGJ 1/4	1/4	1/4
PPLGJ 3/8	3/8	3/8



PPBGJ

Model	Tube O.D. (Inch)	Stem O.D. (Inch)
PPBGJ 1/4	1/4	1/4



PPDGJ

Model	Tube O.D. (Inch)	Stem O.D. (Inch)
PPDGJ 1/4	1/4	1/4



PPP

Model	Stem O.D. (Inch)	
PPP 1/4	1/4	

☎ +86 574 82823826 Fax +86 574 82823825 sales@xhnotion.com Web: www.xhnotion.com



PPLM

Model	Tube O.D. (Inch)	Thread (BSPT)
PPLM 1/4	1/4	1/4



CVPPU

Model	Tube O.D. (Inch)	Tube O.D. (Inch)
CVPPU 1/4	1/4	1/4



CVPPV

Model	Tube O.D. (Inch)	Tube O.D. (Inch)
CVPPV 1/4	1/4	1/4



CVPPL

Model	Tube O.D. (Inch)	Thread (BSPT)
CVPPL 1/4	1/4	1/4



HIGH PRESSURE SWITCH

Model	Tube O.D. (Inch)	Tube O.D. (Inch)
HPS 1/4	1/4	1/4



LOW PRESSURE SWITCH

Model	Tube O.D. (Inch)	
LPS 1/4	1/4	



FOUR SIDE VALVE

Model	Tube O.D. (Inch)	Tube O.D. (Inch)
PPFV 1/4	1/4	1/4



DOUBLE BULKHEAD

Model	Tube O.D. (Inch)	Tube O.D. (Inch)
DPPM 1/4	1/4	1/4



CLAWS

Model	Tube O.D. (Inch)	
CLAW 1/4	1/4	
CLAW 5/16	5/16	
CLAW 3/8	3/8	



FIXING PLATE

Model	Stem O.D. (Inch)	
PFP 1/4	1/4	
PFP 3/8	3/8	

COOLANT TUBING

FEATURES

1. It is applied as an outfit in machines, such as hydraulic pressure mechanism, numerical control machines and water cooling systems etc.
2. Product is processed by hand assembling. Its length can be adjusted freely.
3. Various shapes and nozzle diameter sizes can be available for your option.
4. This product is of nice appearance and with large oil capacity.
5. Anti-electricity, eroding-resistant and high temperature resistant.

SPECIFICATON

No leakage at 3.5 bar.

COOLANT TUBING


COOLANT TUBING WITH ROUND NOZZLE


COOLANT TUBING WITH FLARE NOZZLE


COOLANT TUBING WITH Y SHAPE


COOLANT TUBING WITH MAGNET BASE


MAGNET BASE

1/4" - 3/4" MODULAR TUBING


30 CM BLUE 1/4" MODULAR TUBING


30 CM WHITE 1/4" MODULAR TUBING


1/4" MODULAR BALL


1/4" MODULAR THREAD 1/8", 1/4", 3/8"


1/4" ROUND NOZZLE 1/16", 1/8", 1/4"


1/4" FLARE NOZZLE - 1"


5 HOLES SPRAY NOZZLE


1/4" ELBOW NOZZLE 1/16", 1/8", 1/4"


1/4" BALL VALVE


1/4" PLIER


3/4" MODULAR BALL


3/4" MODULAR THREAD


3/4" ROUND NOZZLE


3/4" FLARE NOZZLE


3/4" TO 1/4" Y FITTING

☎ +86 574 82823826 Fax +86 574 82823825 sales@xhnotion.com Web: www.xhnotion.com